



Model Code:

LPWA	24	45	-TP
A	B	C	D
A: Series			
B: 12 - 120V 24 - 240V			
20 - 208V 27 - 270V			
C: Watts (1500 to 4500)			
D: Thermostat (optional)			



Pic-A-Watt



- Pic-A-Watt® Element
- Tamper Resistant
- Long life Unit Bearing Motor
- 5-Blade Aluminum Fan
- Patented Smart Limit Protection®
- Multiple wattages
- Extruded aluminum grill
- Selector Switch: Fan/Heat/Off
- 120, 208, 240, or 277 Volts
- Standard color silver, bronze & white optional
- 5-year limited warranty



The LPWA Architectural Heater

Entryways, corridors and all public areas are best heated with the LPWA Series. The heavy duty grill and frame can withstand heavy traffic and abuse. Tamper-resistant screws prevent unauthorized disassembly of the grill. Controls are recessed out-of-reach of fiddling fingers. High wattage and airflow capacities replenish entryways and hallways to prevent drafts from entering the building's core.

Ordering Information *Add suffix -BZ for dark bronze, and -W for white

	MODEL	UPC	VOLTS	WATTS	AMPS	SHIP WEIGHT lbs
120V	LPWA1215	18370	120	1500	12.5	24
	LPWA1220	18372	120	2000	16.7	24
	LPWA1227	18250	120	2750	22.9	24
	LPWA2020	18374	208	2000	9.6	24
208V	LPWA2030	18376	208	3000	14.4	24
	LPWA2040	18251	208	4000	19.2	24
	LPWA2045	18240	208	4500	21.6	24
	LPWA2420	18378	240/208*	2000/1500	8.3/7.2	24
240V	LPWA2430	18380	240/208*	3000/2250	12.5/10.9	24
	LPWA2440	18382	240/208*	4000/3000	16.6/14.4	24
	LPWA2445	18193	240/208*	4500/3375	18.75/16.3	24
	LPWA2720	18384	277	2000	7.2	24
277V	LPWA2730	18386	277	3000	10.8	24
	LPWA2740	18252	277	4000	14.4	24

*Dual rated heaters will draw 13% less amps and 25% less wattage when operated at 208V.

Engineering Specifications

Contractor shall supply and install LPWA Series in-wall mounted forced-air electric heaters manufactured by King Electrical Mfg. Company, of the wattage and voltage as indicated on the plans

Grill: Heavy duty extruded 12 gauge aluminum provides high impact resistance to damage. Grill is attached with tamper-proof screws (hex socket/pinned). All controls are easily accessed through grill with slotted screwdriver. Standard color is anodized silver. Dark bronze or white is available.

Elements: Element assemblies shall consist of steel sheathed heating tubes in a furnace-brazed, plate finned, block design. Each sheathed tube shall contain a coiled Ni-Chrome wire embedded in an insulator of Magnesium Oxide. The element assembly shall provide the specific wattage as indicated.

Optional Built-in Thermostat: Single Pole factory installed hydraulic capillary tube with precision control. Operating range 40°F to 90°F. Thermostat is tamper-proof to prevent unauthorized adjustment.

Fan / Heat / Off Switch: Tamper-proof 3-position switch provides heating and summer fan-only operation. The DPST off switch provides a "positive off" that disconnects all ungrounded conductors. Controls are easily accessed through grill with slotted screwdriver.

Thermal Overload: Heaters shall be equipped with King's patented thermal overload Smart Limit Protection®, which disconnects elements and motor in the event normal operating temperatures are exceeded. If thermal overload trips due

to abnormal operating temperatures, thermal overload shall remain open until manually reset by turning the heater off for 15 minutes.

Fan Delay Switch: The fan continues to operate after the thermostat shuts off in order to remove the residual heat left in the elements.

Unit Bearing Motor: Permanently lubricated cast iron motor with enclosed rotor provides long-lasting, trouble-free operation and a 20cc oil reservoir. Thermally protected. 1300 RPM.

Wall box: 20 gauge electro-galvanized steel. Factory installed ground-wire. Minimum 4" clearance to floors and 6" to sidewalls. Zero clearance to combustibles in the wall. Recommended 10" clearance to floors and 16" to sidewalls.

Architectural Heater LPWA Series

Thermal Overload: Heaters shall be equipped with King's patented thermal overload Smart Limit Protection®, which disconnects elements and motor in the event normal operating temperatures are exceeded.

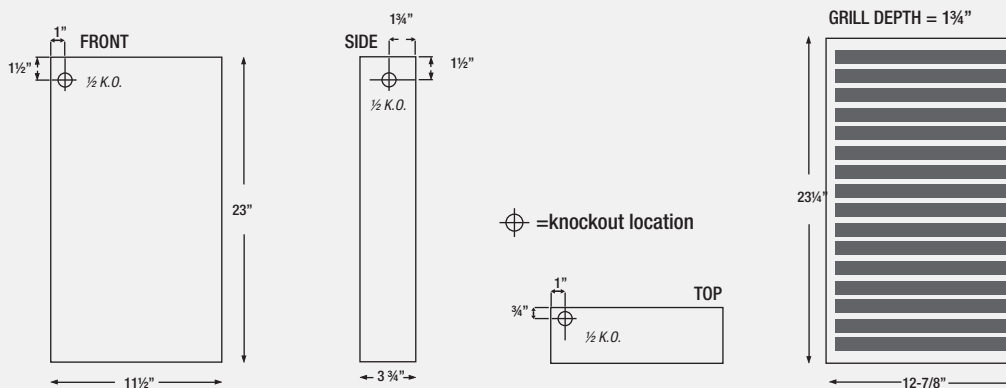
Optional Circuit Breaker / Disconnect: 20 Amp or 30 Amp

Control: Transformer Relay 24V

Approvals: cULus

Dimensional Data

MINIMUM CLEARANCE: Zero clearance to insulation recommended 10" above floor 6" from adjacent wall surface



Options

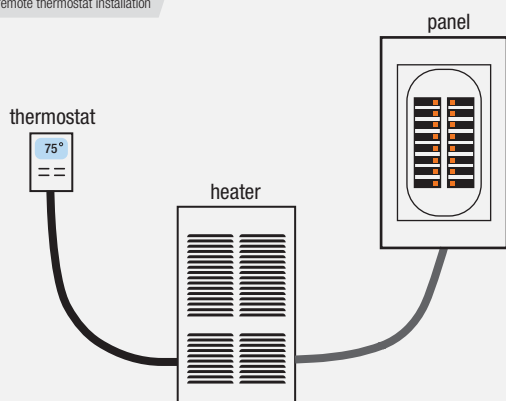
ADD SUFFIX	DESCRIPTION	WEIGHT lbs
-BZ	Grill - Bronze	24
-W	Grill - White	24
-CT24	Transformer that converts 208, 240 and 277 Volts to 24 Volt Control Remote Circuit (add power contactor (-CX) for 3kW - 5kW 1-Phase models)	24.5
-S	Surface Can Included	24
-TP	Factory Installed Tamper-proof Thermostat	24
-CB2	20 Amp Double Pole Circuit Breaker / Disconnect	0.5
-CB3	30 Amp Double Pole Circuit Breaker / Disconnect	0.5

Accessories

MODEL	UPC	DESCRIPTION	WEIGHT lbs
LPWAIC	18200	Architectural Recess Wall Can	6.5
LPWASA	18197	Surface Can Silver	5
LPWASA-B	18202	Surface Can Bronze	5
LPWASA-W	18201	Surface Can White	5
LPWAG-G	18158	LPWA Series Grill - Anodized Aluminum (Gray)	7
LPWA-TP	18140	Tamper-proof Thermostat Replacement	2

WIRING DIAGRAM


for remote thermostat installation



Power must be routed to the heater first, and then to the remote thermostat. This is due to the fan delay circuit needed to cool the element on shut down

Colors

Standard



Silver

Bronze

White