



KING ELECTRICAL MFG. CO.
SEATTLE, WA 98108

WHT-1

IN-BUILT THERMOSTAT KIT FOR
KING MODEL WHF ELECTRIC
WALL HEATER - SINGLE POLE



DANGER:

RISK OF SEVERE ELECTRICAL
SHOCK. DISCONNECT POWER
FROM MAIN BREAKER PANEL
FIRST BEFORE INSTALLATION.

FOR USE WITH:
120, 208, 240 VAC / 22 AMP
277 VAC / 18 AMP

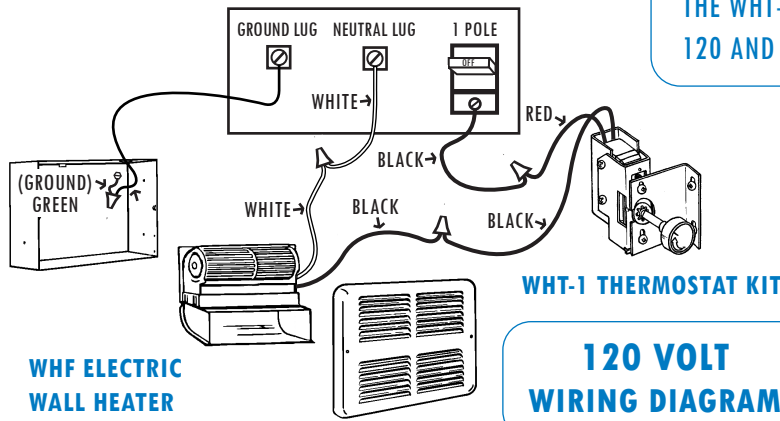
TEMPERATURE RANGE: 40° - 90°F



WHT-1
ACCESSORY FOR THE
WHF SERIES HEATER

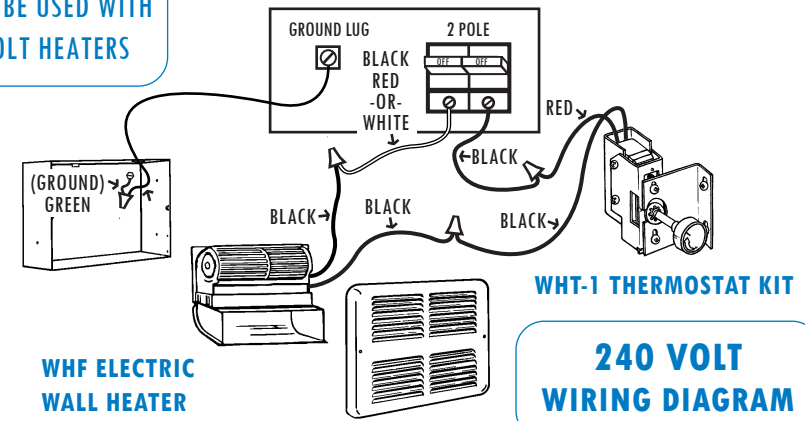
WHT-1

MAIN BREAKER

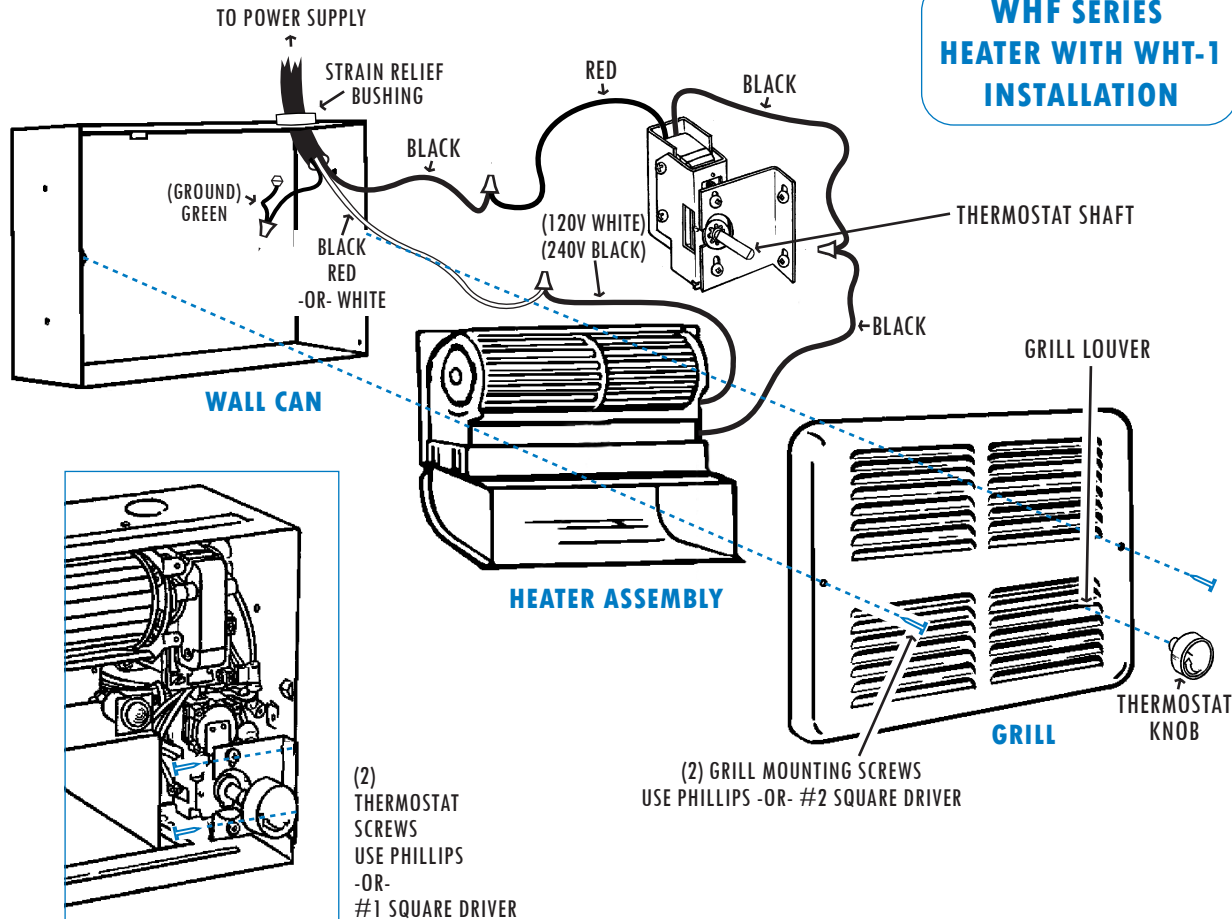


THE WHT-1 CAN BE USED WITH
120 AND 240 VOLT HEATERS

MAIN BREAKER



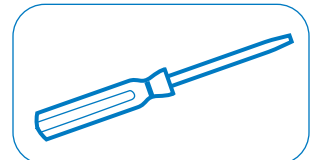
WHF SERIES HEATER WITH WHT-1 INSTALLATION



INSTRUCTIONS

1. MOUNT THERMOSTAT WITH 2 SCREWS PROVIDED.
2. COMPLETE WIRING AS SHOWN FOR THE WHT-1.
3. INSTALL HEATER ASSEMBLY INTO WALL CAN.
4. THERMOSTAT SHAFT FITS BETWEEN GRILL LOUVERS.
5. MOUNT GRILL WITH 2 SCREWS.
6. PLACE PLASTIC KNOB ON THERMOSTAT SHAFT BY PUSHING KNOB THROUGH GRILL OPENING.

TOOLS:



PHILLIPS #1 SQUARE #2 SQUARE

