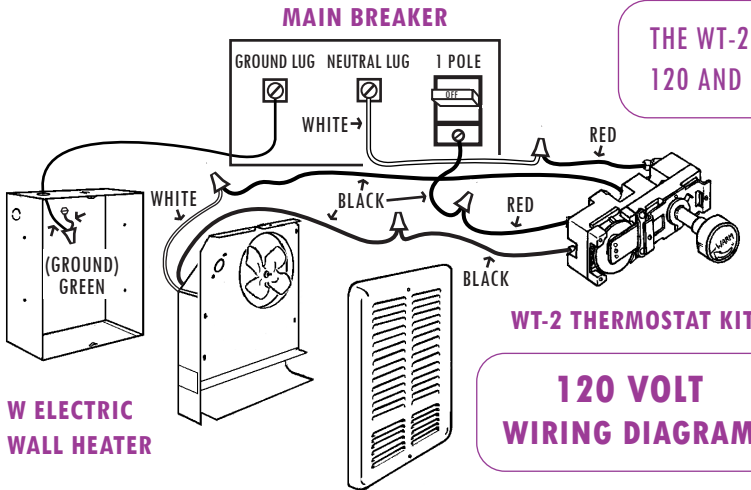




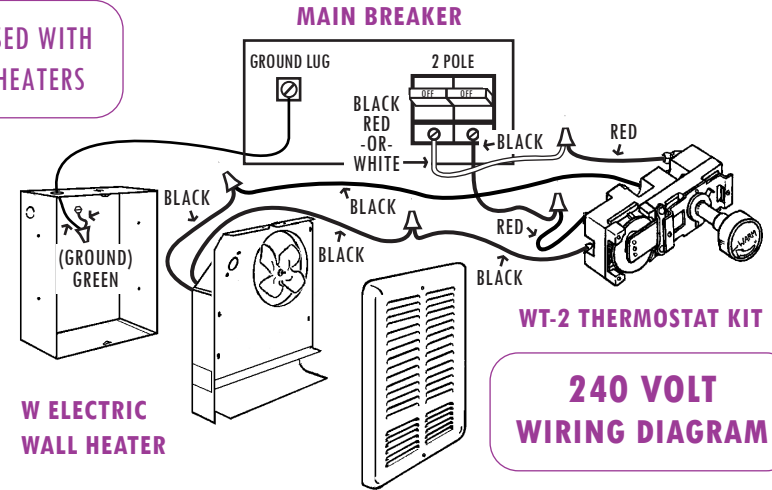
KING ELECTRICAL MFG. CO.  
SEATTLE, WA 98108

# WT-2

IN-BUILT THERMOSTAT KIT FOR  
KING MODEL **W** ELECTRIC  
WALL HEATER - DOUBLE POLE



THE WT-2 CAN BE USED WITH  
120 AND 240 VOLT HEATERS



## DANGER:

RISK OF SEVERE ELECTRICAL SHOCK. DISCONNECT POWER FROM MAIN BREAKER PANEL FIRST BEFORE INSTALLATION.

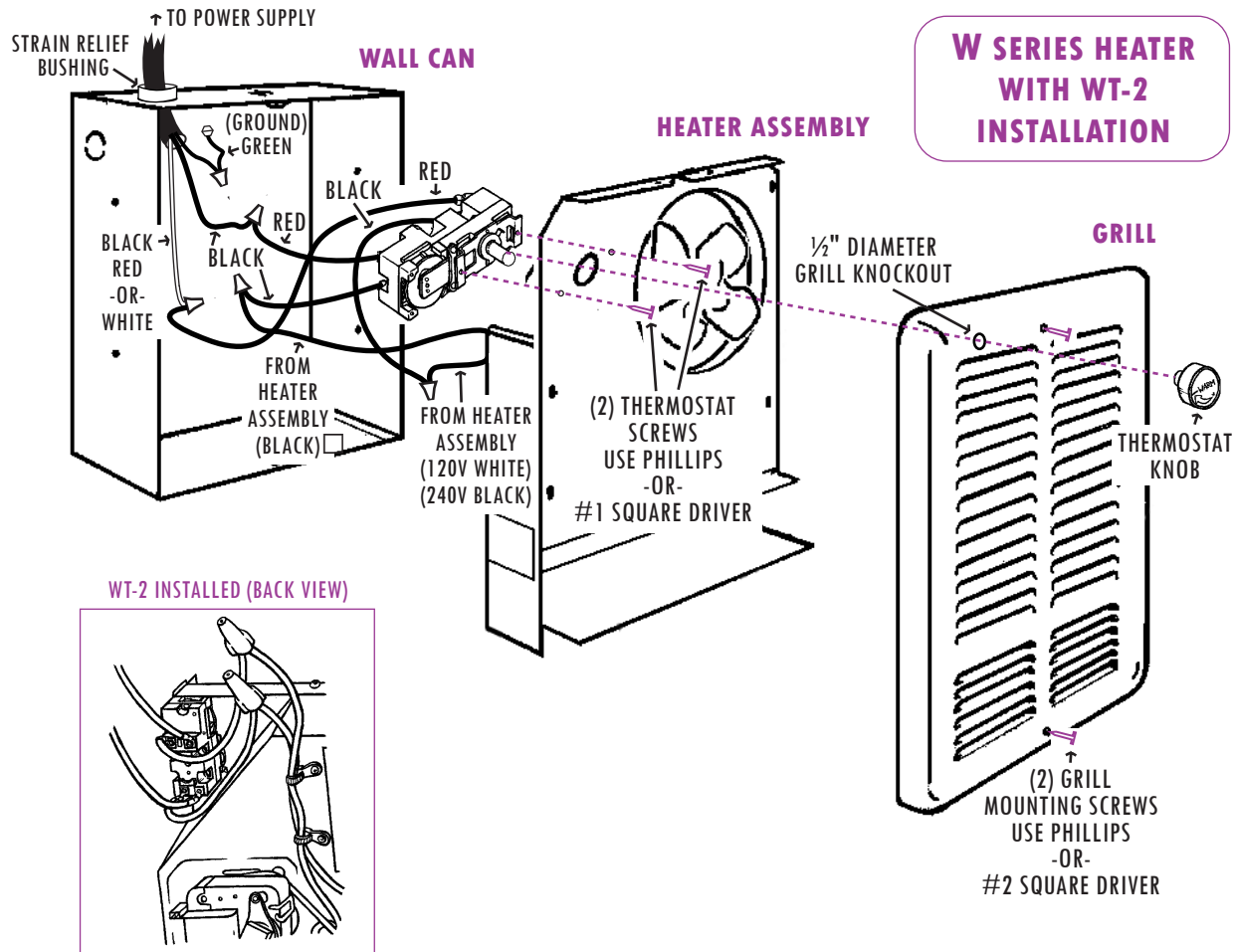
FOR USE WITH:  
120, 208, 240 VAC / 22 AMP  
277 VAC / 18 AMP

TEMPERATURE RANGE: 40° - 90°F



W SERIES HEATER  
ACCESSORY FOR THE

# WT-2




## W SERIES HEATER WITH WT-2 INSTALLATION

## INSTRUCTIONS

1. MOUNT THERMOSTAT WITH 2 SCREWS PROVIDED.
2. COMPLETE WIRING AS SHOWN
3. INSTALL HEATER ASSEMBLY INTO WALL CAN.
4. REMOVE 1/2" GRILL KNOCKOUT FOR THERMOSTAT SHAFT.
5. MOUNT GRILL WITH 2 SCREWS.
6. PLACE PLASTIC KNOB ON THERMOSTAT SHAFT BY PUSHING KNOB THROUGH GRILL OPENING.

## TOOLS:



PHILLIPS #1 SQUARE #2 SQUARE

