

King Electrical Mfg. Co. Retrofit Grills


King Electrical Mfg. Co. has a simple and quick way to retrofit almost any heater that needs to be replaced. Listed below is all you need to do:

1. Measure the wall opening or grill of the heater that needs to be replaced.
2. Choose the King retrofit grill that is large enough to cover the old heater.
3. Remove the old wall can.
4. Center the King wall can in the existing hole.
5. Make electrical connections.
6. Install retrofit grill.


The old heater is replaced without having to patch the wall saving you time and money.




WOG




PAWOG-A



PAWOG-B



LPWOG



EFWOG

X	MODEL	HEATER SERIES	GRILL DIMENSIONS
	WOG	W	10" W x 17" H
	WOG-XL		14" W x 13.5" H
	WHFG17W13H	WHF	17" W x 13" H
	PAWOG-A	PAW	13.5" W x 13
	PAWOG-B		17" W x 8.5" H
	EFWOG	EFW	15.5" W x 21.75" H
	EFWOG-XL		16.5" W x 21.75" H
	LPWOG	LPW	15.5" W x 21.75" H
	LPWOG-XL		16.5" W x 21.75" H