

Compact Unit Heater KBP Series 2



Model Code:

KBP 24 06 -1 -S2 -MB -T
A B C D E F G

A: Series

B: 12 - 120V 24 - 240V

20 - 208V 27 - 277V

48 - 480V

C: Watts (950 to 5700)

D: -1 = Single Phase

-3MP = Single or Three Phase

E: -S2 = Series 2

F: -MB = Mounting Bracket

G: -T = In-Built Thermostat



- Dual Pic-A-Watt® elements
- Multiple wattage selection
- Built-in thermostat or field-convert to remote line voltage stat
- Easy-Connect thermostat terminal block
- 385 CFM output
- Fan delay
- Adjustable louvers to direct airflow
- Aluminum fan blade
- Long life cast iron motor
- Hinged electrical enclosure access
- Patented Smart Limit Protection®
- Universal (wall/ceiling) mounting bracket included
- Optional Heat/Fan/Off-Disconnect switch kit available
- Standard color: onyx gray
- 5-year limited warranty

Multiple Wattage Unit Heater

The KBP Series 2 is the industry standard for multi-wattage unit heaters. Designed for rugged performance, the flow-through design efficiently moves air by pulling air from the back of the heater and discharges it out the front, easily heating a large space. Built with high quality components and suitable for both residential and commercial applications. All models include a standard built-in thermostat with easy-connect terminal block to field convert to a remote line voltage thermostat. The integral fan delay continues to dissipate heat from the elements during the cool down period, maximizing the heat exchange in the room. King's exclusive dual Pic-A-Watt steel fin elements allow customers to select from a range of wattage options, tailoring the heater to an area's specific heating requirements.

Ordering Information - In-Built Thermostat Models

MODEL	UPC	WATTS	MAX BTUH (000)	PHASE	VOLTS	AMPS	CFM	TEMP. RISE	AIR THROW	MAX MOUNT HEIGHT	WT. (lbs.)
KBP1230-1-S2-MB-T	70439	2850-1900-950	9,727	1	120	23.8 - 7.9	385	23°F-8°F	12 ft.	8 ft.	26
KBP2005-1-S2-MB-T	70440	5000-4000-3600-2900-1450-950	17,060	1	208	27.4 - 4.6	385	47°F-8°F	12 ft.	8 ft.	24
KBP2406-1-S2-MB-T	70441	5700-4750-3800-2850-1900-950	19,454	1	240/208*	23.8 - 4.0	385	47°F-8°F	12 ft.	8 ft.	26
KBP2706-1-S2-MB-T	70442	5700-4750-3800-2850-1900-950	19,454	1	277	14.5 - 3.6	385	33°F-8°F	12 ft.	8 ft.	26
KBP2005-3MP-S2-MB-T	70443	3PH-5000-2900-2200	19,454	1-3**	208	15.8 - 7.9	385	47°F-23°F	12 ft.	8 ft.	26
KBP2406-3MP-S2-MB-T	70444	3PH-5700-2850	19,454	1-3**	240/208*	13.7 - 6.9	385	47°F-8°F	12 ft.	8 ft.	26
KBP4806-3MP-S2-MB-T	70445	3PH-5700-2850	19,454	1-3**	480***	7.2	385	49°F	12 ft.	8 ft.	26

*Approved for 208V operation. Heater will draw 13% less Amps and 25% less wattage

** 3MP Prewired for 3-Phase, Field Convertable to 1-Phase

***480 Volt models are 24 Volt control

Above models include an in-built single pole thermostat that models can be easily field converted to accept a line voltage (240V/25Amp) remote thermostat

Consult factory for remote thermostat models, minimum order restrictions apply

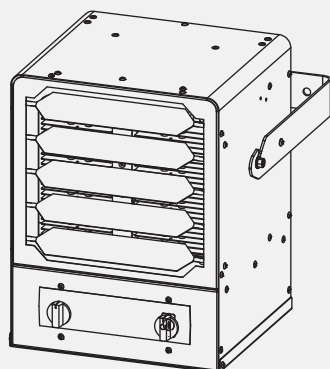
Optional Field-Installed Control Kit

MODEL	UPC	DESCRIPTION
KBP-HFD-KIT	70470	KBP Heat/Fan/Disconnect Switch, 120-277V, Field Installed Kit
KBP-480HFD-KIT	70551	KBP Heat/Fan/Disconnect Switch, 480V, 2P-3P, Field Installed Kit
KBP-S2-T	70562	Single Pole In-Built Replacement Thermostat Kit
KBP-S2-SMB	70570	Optional Swivel Mounting Bracket
KBP-S2-MB	70571	Replacement Universal Mounting Bracket

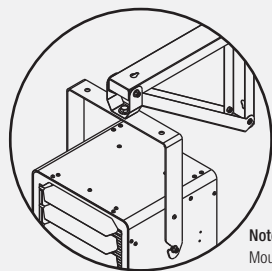
Compact Unit Heater KBP Series 2

Dimensional Data

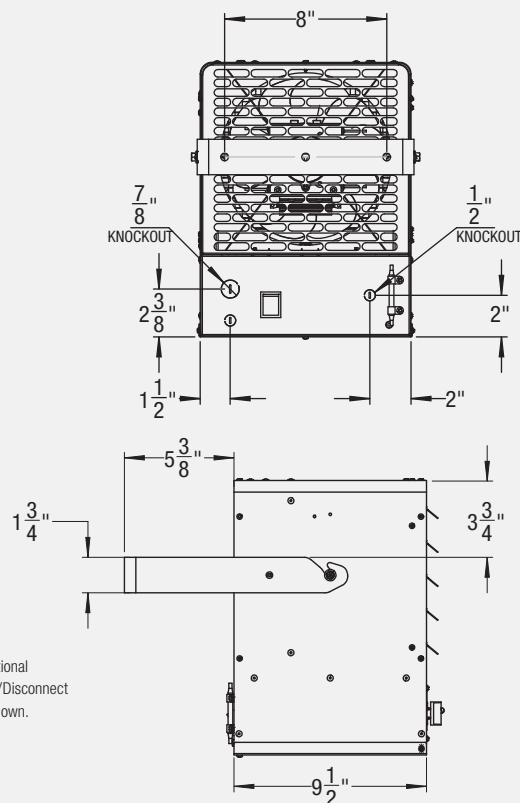
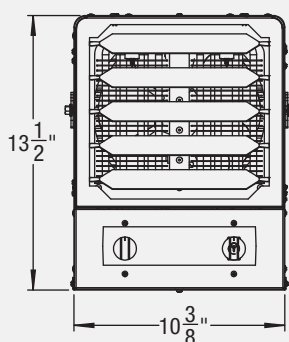
Minimum clearance from combustibles: 18" from front, 2" from top, 6" from sides and 5" from rear. Minimum clearance 6' from floor.



Note: Optional Heat/Fan/Disconnect Switch Shown.



Note: Optional Swivel Mounting Bracket



Note: Optional Heat/Fan/Disconnect Switch Shown.

TEMPERATURE RISE PER WATTAGE CHART

WATTS	BTUH	CFM	TEMP. RISE	WATTS	BTUH	CFM	TEMP. RISE
950	3,242	385	8	3800	12,969	385	31
1000	3,413	385	8	4000	13,652	385	33
1900	6,485	385	16	4160	14,198	385	34
2000	6,826	385	16	4750	16,212	385	39
2850	9,727	385	23	5700	19,454	385	47
3000	10,239	385	25	6000	20,478	385	49

Engineering Specifications

Contractor shall supply and install KBP Series 2 unit heaters manufactured by King Electrical Mfg. Company. Heaters shall be of the wattage and voltage as indicated on the plans.

Pic-A-Watt Heating Element: Exclusive King multi-tap element allows field adjustment to several wattages at time of installation. Steel sheath elements of various resistance are copper brazed to steel plate fins producing a multi-wattage heating element.

Built-in Thermostat: Single pole factory installed hydraulic capillary tube thermostat for precision heating control. Operating range 40° to 90° F. Includes an Easy-Connect thermostat terminal block to field convert to accept a line voltage (240V/25Amp) remote thermostat.

Optional Heat / Fan / Off-Disconnect Switch Kit Available: 3-position switch provides heating and summer fan only operation. The combination 2-pole for 1-phase and 3-pole for 3-phase switch provides a "positive off" that disconnects all ungrounded conductors.

Fan Delay Switch: The fan continues to operate after the thermostat shuts off in order to remove the residual heat left in the elements. Power must not be interrupted.

Adjustable Outlet Louver: Louvers direct air up or down as needed for the heating application.

Rear Intake Screen: Heavy gauge steel screen protects against foreign objects making accidental contact with the rotating fan blade.

CFM: 385

Universal Mounting Bracket: Combination ceiling/wall bracket is included with every heater. Allows for 15-degree downward tilt.

Unit Bearing Motor: Permanently lubricated, long life, unit bearing 4-Pole motor with 20 cc of oil. Enclosed rotor provides long-lasting, trouble-free operation. Thermally protected. 1500 RPM.

Patented Smart Limit Protection (U.S. Patent #6,748,163 B2): Equipped with King's patented thermal overload Smart Limit Protection®, which disconnects elements and motor in the event normal operating temperatures are exceeded. If thermal overload trips due to abnormal operating temperatures, thermal overload shall remain open until manually reset by turning the heater off for 15 minutes. Automatically reset of thermal overloads, which allow the element to continue to cycle under abnormal conditions, will not be accepted.

Easy Installation: A quick access panel located on the bottom of the heater allows for quick wiring and easy maintenance for the life of the heater. Includes universal wall/ceiling bracket for simple installation.

Tested: UL 2021

Approval: cULus