

Commercial Cabinet Heater KCA Series



Model Code:

KCA	20	02	-3
A	B	C	D

A: Series
B: Volts 20-208V 24-240V
27-277V 48-480V
C: Watts (2000-24000)
D: -1 phase -3 phase



- Tubular heating element with fins
- 240V/208V factory-lubricated motor (1/15 hp)
- Direct drive, variable speed squirrel-cage fan operating at 48dBA at low speed and 50 dBA at high speed
- 208V, 240V, 277V, 347V, 480V, 600V, 1 or 3-Phase
- Fan Delay
- Available in 4 lengths: 28" (711mm), 48" (1219"), 66" (1676mm), 80" (2032mm)
- High-limit temperature control with automatic reset
- Field changeable air inlet and outlet
- Maximum mounting height: 10 ft. (3m)
- Standard color: white (-BW)
- 5 year limited warranty
- 18 gauge steel
- Extruded aluminum grill
- 240V control circuit included
- Wide range of control options
- Multi-position mounting (surface, semi-recessed, recessed)

The KCA Series Cabinet Heater

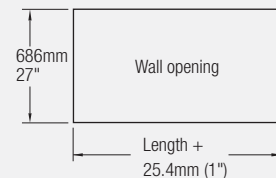
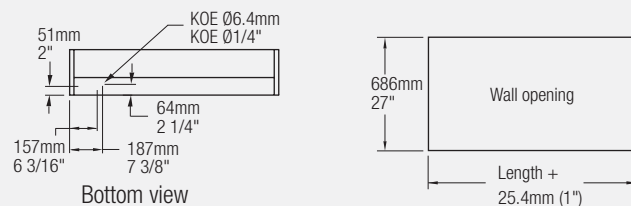
The KCA Cabinet Unit Heater offers a wide range of power ratings, voltage and control options in four cabinet sizes.

Most installations benefit from the heater's custom advantages. The cabinet heater can be mounted on the floor, wall or ceiling. It can also be recessed (wall or ceiling) as required. The fans are powered by 2-speed motors (Hi / Low option) with permanently lubricated sleeve bearings for many years of trouble-free service. The blower wheel is mounted directly on the motor shaft, which reduces the noise level. No belts or bearing blocks are required for the blowers.

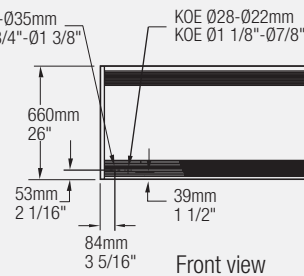
Accessories

MODEL	DESCRIPTION
Sub-base 2"	
KCA-SO-28	28" (711 mm) cabinet
KCA-SO-48	48" (1219 mm) cabinet
KCA-SO-66	66" (1676 mm) cabinet
KCA-SO-80	80" (2032 mm) cabinet
Recess trim kit 2"	
KCA-CR-28	28" (711 mm) cabinet
KCA-CR-48	48" (1219 mm) cabinet
KCA-CR-66	66" (1676 mm) cabinet
KCA-CR-80	80" (2032 mm) cabinet
Air filter (wall mount only)	
KCA-FI-28	28" (711 mm) cabinet
KCA-FI-48	48" (1219 mm) cabinet
KCA-FI-66	66" (1676 mm) cabinet
KCA-FI-80	80" (2032 mm) cabinet
Washable air filter (wall installation only)	
KCA-FIW-28	28" (711 mm) cabinet
KCA-FIW-48	48" (1219 mm) cabinet
KCA-FIW-66	66" (1676 mm) cabinet
KCA-FIW-80	80" (2032 mm) cabinet
Special back plate (kit)	
KCA-DU-28	28" (711 mm) cabinet
KCA-DU-48	48" (1219 mm) cabinet
KCA-DU-66	66" (1676 mm) cabinet
KCA-DU-80	80" (2032 mm) cabinet

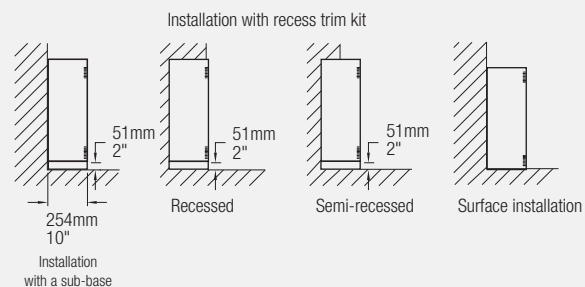
Dimensional Data



Bottom view



Front view



Commercial Cabinet Heater KCA Series

Ordering Information

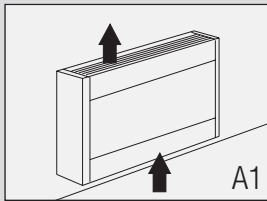
MODEL	VOLTS	(Hi)	WATTS	(Lo)	(Hi)	CFM	(Lo)	LENGTH	SHIP WEIGHT lbs
KCAU2002-3*	208 (3ph)	2000		1333	250	200		28 in	115
KCAU2003-3*	208 (3ph)	3000		1000	250	200		28 in	115
KCAU2004-3*	208 (3ph)	4000		2667	250	200		28 in	115
KCAU2005-3*	208 (3ph)	5000		3333	250	200		28 in	115
KCAU2006-3*	208 (3ph)	6000		4000	250	200		28 in	115
KCAU2008-3*	208 (3ph)	8000		5333	500	400		48 in	146
KCAU2010-3*	208 (3ph)	10000		6667	500	400		48 in	146
KCAU2012-3*	208 (3ph)	12000		8000	500	400		48 in	146
KCAU2015-3*	208 (3ph)	15000		10000	750	600		66 in	210
KCAU2018-3*	208 (3ph)	18000		12000	750	600		66 in	210
KCAU2020-3*	208 (3ph)	20000		13333	1000	800		80 in	240
KCAU2024-3*	208 (3ph)	24000		16000	1000	800		80 in	240
KCAU2402-1	240 (1ph)	2000		1333	250	200		28 in	115
KCAU2403-1	240 (1ph)	3000		1000	250	200		28 in	115
KCAU2404-1	240 (1ph)	4000		2667	250	200		28 in	115
KCAU2405-1	240 (1ph)	5000		3333	250	200		28 in	115
KCAU2406-1	240 (1ph)	6000		4000	250	200		28 in	115
KCAU2408-1	240 (1ph)	8000		5333	500	400		48 in	146
KCAU2410-1	240 (1ph)	10000		6667	500	400		48 in	146
KCAU2412-1	240 (1ph)	12000		8000	500	400		48 in	146
KCAU2415-1	240 (1ph)	15000		10000	750	600		66 in	210
KCAU2418-1	240 (1ph)	18000		12000	750	600		66 in	210
KCAU2420-1	240 (1ph)	20000		13333	1000	800		80 in	240
KCAU2424-1	240 (1ph)	24000		16000	1000	800		80 in	240
KCAU2402-3	240 (3ph)	2000		1333	250	200		28 in	115
KCAU2403-3	240 (3ph)	3000		1000	250	200		28 in	115
KCAU2404-3	240 (3ph)	4000		2667	250	200		28 in	115
KCAU2405-3	240 (3ph)	5000		3333	250	200		28 in	115
KCAU2406-3	240 (3ph)	6000		4000	250	200		28 in	115
KCAU2408-3	240 (3ph)	8000		5333	500	400		48 in	146
KCAU2410-3	240 (3ph)	10000		6667	500	400		48 in	146
KCAU2412-3	240 (3ph)	12000		8000	500	400		48 in	146
KCAU2415-3	240 (3ph)	15000		10000	750	600		66 in	210
KCAU2418-3	240 (3ph)	18000		12000	750	600		66 in	210
KCAU2420-3	240 (3ph)	20000		13333	1000	800		80 in	240
KCAU2424-3	240 (3ph)	24000		16000	1000	800		80 in	240
KCAU2702-1	277 (1ph)	2000		1333	250	200		28 in	115
KCAU2703-1	277 (1ph)	3000		1000	250	200		28 in	115
KCAU2704-1	277 (1ph)	4000		2667	250	200		28 in	115
KCAU2705-1	277 (1ph)	5000		3333	250	200		28 in	115
KCAU2706-1	277 (1ph)	6000		4000	250	200		28 in	115
KCAU2708-1	277 (1ph)	8000		5333	500	400		48 in	146
KCAU2710-1	277 (1ph)	10000		6667	500	400		48 in	146
KCAU2712-1	277 (1ph)	12000		8000	500	400		48 in	146
KCAU4802-3*	480 (3ph)	2000		1333	250	200		28 in	115
KCAU4803-3*	480 (3ph)	3000		1000	250	200		28 in	115
KCAU4804-3*	480 (3ph)	4000		2667	250	200		28 in	115
KCAU4805-3*	480 (3ph)	5000		3333	250	200		28 in	115
KCAU4806-3*	480 (3ph)	6000		4000	250	200		28 in	115
KCAU4808-3*	480 (3ph)	8000		5333	500	400		48 in	146
KCAU4810-3*	480 (3ph)	10000		6667	500	400		48 in	146
KCAU4812-3*	480 (3ph)	12000		8000	500	400		48 in	146
KCAU4815-3*	480 (3ph)	15000		10000	750	600		66 in	210
KCAU4818-3*	480 (3ph)	18000		12000	750	600		66 in	210
KCAU4820-3*	480 (3ph)	20000		13333	1000	800		80 in	240
KCAU4824-3*	480 (3ph)	24000		16000	1000	800		80 in	240

Add suffix (-A) for almond, (-AE) for Metallic Silver, (-BG) for Beige-Grey, (-BZ) for Bronze, (-CM) for Metallic Charcoal, (-NR) for Textured Black, (-AL) for Aluminum, (-NL) for Semi-Gloss Black
 * 1-ph available upon request (change the -3 to a -1 in the product number).

Commercial Cabinet Heater KCA Series

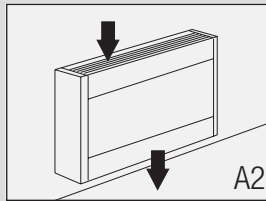
Mounting Applications

Top



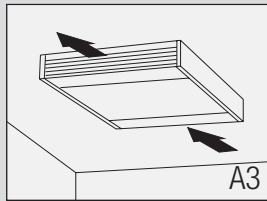
A1

Bottom



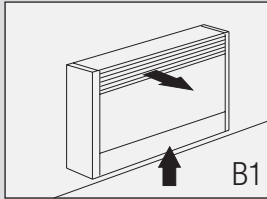
A2

Ceiling

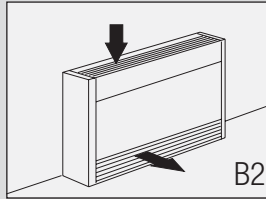


A3

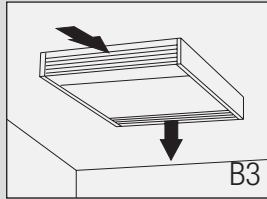
If Mounting Configuration is not Specified on the Order, D1 will be used as our standard



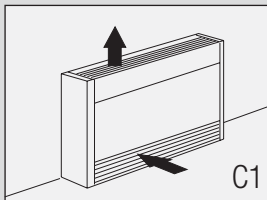
B1



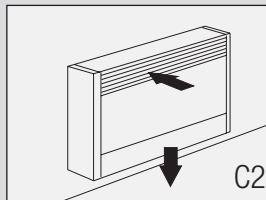
B2



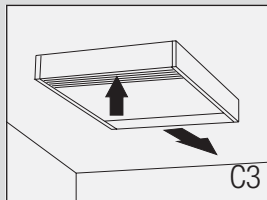
B3



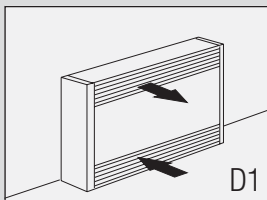
C1



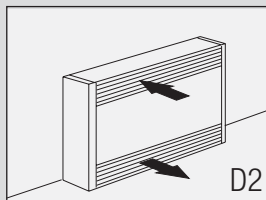
C2



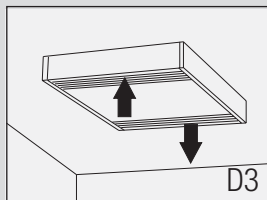
C3



D1

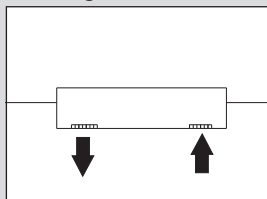


D2

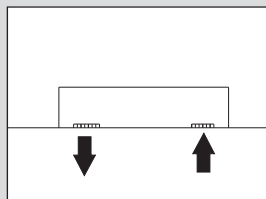


D3

Ceiling



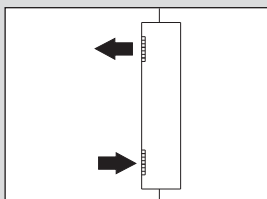
Semi-recessed



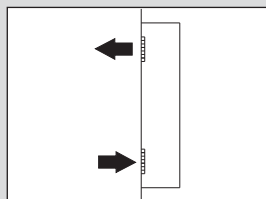
Recessed

(*D-type mounting only*)

Wall



Semi-recessed



Recessed

Control Options

MODEL	DESCRIPTION
KCA-RT	24V relay with transformer
KCA-R	24V relay without transformer
Product no-RV	Factory Installed 24V fan relay
Product no-RHL	Factory Installed 24V relay (Hi / Lo)
Product no-ROO	Factory Installed 24V relay (On / Stand by)
KCA-T-AV	Single-pole tamperproof thermostat
Product no-T2S	2-Stage tamperproof thermostat (Factory Installed Only)
Product no-DIS40	Factory Installed disconnect switch, 40A
Product no-DIS80	Factory Installed disconnect switch, 80A
Product no-IV	Factory Installed On / Auto switch
Product no-HL	Factory Installed Hi / Low switch
KCA-00*	On / Off switch
Product no-AF***	Fresh air inlet
Product no-AFM***	Power operated fresh air inlet

***Do not install built-in thermostat with these options

Commercial Cabinet Heater KCA Series

Engineering Specifications

Contractor shall supply and install KCA wall mounted forced-air electric cabinet heaters by King Electrical Mfg. Company, of the wattage and voltage as indicated on the plans.

Fan: Direct drive, variable speed squirrel-cage fan operating at 48dBA at low speed and 50 dBA at high speed

Thermostat: Wide range of control available.

Control Circuit: 240V control circuit.

Elements: Durable tubular heating element with fins.

Thermal Overload: High-limit temperature control with automatic reset.

Warranty: 5-year warranty against defects.

Fan Delay: Purges heater of residual heat (Any remote thermostat or relay must be connected to the heater control terminal block.)

Wall-box: 18-gauge steel construction. Minimum clearance from the floor and adjacent walls: 10".

Grill: Extruded aluminum bar grilles prevent insertion of foreign objects. Field adaptable air inlet and outlet.

Grill Colors: Standard: white, almond.

Optional (upcharge applicable): metallic silver, bronze,

metallic charcoal, aluminum, semi-gloss black, sand

Finish: Standard: epoxy/polyester powder paint.

Options: Wired for remote thermostat, and surface wall-box.

Approvals: cCSAus