

Compact Plenum Rated Heater KBU PlatinumX BMS Series



Model Code:

KBU 48 10 -3MP -PLTMX
A B C D E

- A: Series
- B: 20 - 208V, 24 - 240/208V
27 - 277V, 48 - 480V
- C: kiloWatts (1.67kW - 10kW)
- D: -1 = Single Phase
-3MP = 1-3 Phase
- E: -PLTMX = Electronic Controller + 24V
Remote Thermostat Provision





- Plenum rated for concealed spaces: for zero clearance to combustibles
- For freeze protection in difficult to reach areas
- N.E.M.A. 12 construction
- Approved for installations in concealed spaces
- Compact low-profile design
- Energy-Saving PlatinumX electronic temperature controller
- Thermostat Temperature Range: 40° to 95°
- Compatible with NEST / Any 24V thermostat, including WIFI stats
- Patented Smart Limit Protection®
- 1-Stage heating 5kW and below + 3PH models
- 2-Stage heating 7.5kW & 10kW (1-PH models)
- Summer fan only & timer modes
- Auto Memory Feature: returns unit to last settings after power outage
- Axial fan
- Compatible with BMS systems
- Built-In Fan Delay to Dissipate Heat
- High Mass Steel Fin Heat Exchanger
- Automatic primary safety limit and manual-reset secondary safety limit with audible alarm
- Permanent Lubricated Unit Bearing Motor
- Low Profile Ceiling Mounting Bracket Included
- Solid Riveted Construction For Consistent, Long-Term Durability
- 2-Year Limited Warranty

The KBU PlatinumX Compact Plenum Rated Heater

KBU PlatinumX is a zero-clearance plenum-rated special application heater approved for use in concealed areas of buildings such as an area between a finished ceiling and drop ceiling or in an open plenum. KBU-X fits seamlessly into tight spaces where warmth or freeze protection is required. It is engineered to withstand dirty, dusty, moist or even mildly corrosive environments, and rated for zero clearance mounting against any surface. KBU features an in-built electronic thermostat for accuracy and comes standard with a provision for adding an optional 24V thermostat for remote temperature control, making it compatible with Nest Thermostats. Includes integrated summer fan only and thermostat timer modes, the KBU PlatinumX has you covered. Spiral finned steel elements and high CFM ensure even air distribution producing cooler element operation, prolonging heater life. By combining the highest quality components, with a dynamically balanced fan blade, the KB PlatinumX unit heater will provide years of trouble-free service. Includes universal wall/ceiling bracket for simple installation.

PlatinumX BMS Electronic Controller Features

- Electronic control for accuracy
- Thermostat timer mode (1-9 Hours)
- Summer Fan only mode
- Large LED display
- Built-In fan delay
- Built-In provision for optional 24V remote thermostat
- Remote control and wall/ceiling bracket included
- Compatible with NEST / any 24V WIFI Stat
- Compatible with Building Management Systems (BMS)
- Compatible with Optional ECO PRO Controller
- Compatible with Optional Window/Door or Occupancy Sensors



IR Remote



or Any 24V
WIFI Stat



Optional Controls



ECO Pro Controller



Occupancy Sensor



Window Sensor

Compact Plenum Rated Heater KBU PlatinumX BMS Series

Ordering Information - single phase

	MODEL	UPC	KW	BTUH (000)	PHASE	VOLTS	AMPS	MOTOR HP	CFM	TEMP. RISE	AIR THROW	MAX. MOUNT HEIGHT	*SIZE	WT. (lbs.)
208V	KBU2001-1-PLTMX-BMS	70674	1.2	4.1	1	208	5.8	16W**	520	7°	15ft.	8ft.	A	30.5
	KBU2002-1-PLTMX-BMS	70675	1.8	6.1	1	208	8.7	16W**	520	11°	15ft.	8ft.	A	30.5
	KBU2003-1-PLTMX-BMS	70676	3.3	11.3	1	208	15.9	16W**	520	20°	15ft.	8ft.	A	30.5
	KBU2004-1-PLTMX-BMS	70678	4	13.7	1	208	19.2	16W**	520	24°	15ft.	8ft.	A	30.5
	KBU2005-1-PLTMX-BMS	70679	5	17.1	1	208	24.0	16W**	520	30°	15ft.	8ft.	A	30.5
	KBU2007-1-PLTMX-BMS	70681	7.5	25.6	1	208	36.1	25W**	690	34°	20ft.	9ft.	B	45.0
	KBU2010-1-PLTMX-BMS	70683	9.98	34.1	1	208	48.0	35W**	800	39°	24ft.	10ft.	B	45.0
240V	KBU2401-1-PLTMX-BMS	70685	1.67	5.7	1	240/208*	7/6*	16W	520	10°	15ft.	8ft.	A	30.5
	KBU2402-1-PLTMX-BMS	70686	2.5	8.5	1	240/208*	10.4/9*	16W	520	15°	15ft.	8ft.	A	30.5
	KBU2403-1-PLTMX-BMS	70687	3.3	11.3	1	240/208*	13.8/11.9*	16W	520	20°	15ft.	8ft.	A	30.5
	KBU2404-1-PLTMX-BMS	70689	4	13.5	1	240/208*	16.7/15*	16W	520	24°	15ft.	8ft.	A	30.5
	KBU2405-1-PLTMX-BMS	70690	5	17	1	240/208*	20.8/18*	16W	520	30°	15ft.	8ft.	A	30.5
	KBU2407-1-PLTMX-BMS	70692	7.5	25.6	1	240/208*	31.3/27*	25W	690	34°	20ft.	9ft.	B	45.0
	KBU2410-1-PLTMX-BMS	70694	10	34.1	1	240/208*	41.7/36.1*	35W	800	40°	24ft.	10ft.	C	45.0
277V	KBU2703-1-PLTMX-BMS	70696	3.3	11.3	1	277	11.9	16W	520	18°	15ft.	8ft.	A	30.5
	KBU2704-1-PLTMX-BMS	70697	4	13.5	1	277	14.4	16W	520	24°	15ft.	8ft.	A	30.5
	KBU2705-1-PLTMX-BMS	70698	5	17	1	277	18.1	16W	520	30°	15ft.	8ft.	A	30.5
	KBU2707-1-PLTMX-BMS	70699	7.5	25.6	1	277	27.1	25W	690	34°	20ft.	9ft.	B	45.0
	KBU2710-1-PLTMX-BMS	70700	10	34.1	1	277	36.1	35W	800	40°	24ft.	10ft.	C	45.0
480V	KBU4801-1-PLTMX-BMS	70701	1.67	5.7	1	480	3.5	16W	520	10°	15ft.	8ft.	A	30.5
	KBU4802-1-PLTMX-BMS	70702	2.5	8.5	1	480	5.2	16W	520	15°	15ft.	8ft.	A	30.5
	KBU4803-1-PLTMX-BMS	70703	3.3	11.3	1	480	6.9	16W	520	20°	15ft.	8ft.	A	30.5
	KBU4804-1-PLTMX-BMS	70705	4	14.2	1	480	8.7	16W	520	25°	15ft.	8ft.	A	30.5
	KBU4805-1-PLTMX-BMS	70706	5	17.1	1	480	10.4	16W	520	30°	15ft.	8ft.	A	30.5
	KBU4807-1-PLTMX-BMS	70708	7.5	25.6	1	480	15.6	25W	690	34°	20ft.	9ft.	B	45.0
	KBU4810-1-PLTMX-BMS	70710	9.98	34.1	1	480	20.8	35W	800	40°	24ft.	10ft.	C	45.0

*Dual rated heaters will draw 13% less amps and 25% less wattage when operated at 208V. **240V motor derated for 208V operation.

Ordering Information - multi-phase

	MODEL	UPC	KW	BTUH (000)	PHASE	VOLTS	AMPS	MOTOR HP	CFM	TEMP. RISE	AIR THROW	MAX. MOUNT HEIGHT	*SIZE	WT. (lbs.)
208V	KBU2003-3MP-PLTMX-BMS	70677	3	10.2	1-3	208	14.4/8.3	16W**	520	18°	20ft.	8ft.	C	45.0
	KBU2005-3MP-PLTMX-BMS	70680	5	17.1	1-3	208	24 & 13.9	16W**	520	30°	20ft.	8ft.	C	45.0
	KBU2007-3MP-PLTMX-BMS	70682	7.5	25.6	1-3	208	36.1 & 20.8	25W**	690	34°	24ft.	9ft.	C	46.5
	KBU2010-3MP-PLTMX-BMS	70684	9.98	34.1	1-3	208	48/27.7	35W**	800	39°	29ft.	11ft.	C	46.5
240V	KBU2403-3MP-PLTMX-BMS	70688	3	10.2	1-3	240/208*	12.5/7.2* & 10.8/6.2*	9W	520	18°	20ft.	8ft.	C	45.0
	KBU2405-3MP-PLTMX-BMS	70691	5	17.1	1-3	240/208*	20.8/18* & 18/15.6*	9W	520	30°	20ft.	8ft.	C	45.0
	KBU2407-3MP-PLTMX-BMS	70693	7.5	25.6	1-3	240/208*	31.2/27* & 18/15.6*	16W	690	34°	24ft.	9ft.	C	46.5
	KBU2410-3MP-PLTMX-BMS	70695	10	34.1	1-3	240/208*	41.7/36.1* & 24.1/20.8*	25W	800	40°	29ft.	11ft.	C	46.5
480V	KBU4803-3MP-PLTMX-BMS	70704	3	10.2	1-3	480	6.3/3.6	9W	520	18°	20ft.	8ft.	C	45.0
	KBU4805-3MP-PLTMX-BMS	70707	5	17.1	1-3	480	10.4 & 6.0	9W	520	30°	20ft.	8ft.	C	45.0
	KBU4807-3MP-PLTMX-BMS	70709	7.5	25.6	1-3	480	15.6/9	16W	690	34°	24ft.	9ft.	C	46.5
	KBU4810-3MP-PLTMX-BMS	70711	10	34.1	1-3	480	20.8 & 12	25W	800	40°	29ft.	11ft.	C	46.5

*Dual rated heaters will draw 13% less amps and 25% less wattage when operated at 208V. **240V motor derated for 208V operation.

Optional Field-Installed Control Accessories

MODEL	UPC	DESCRIPTION
ECO-PRO-CONTROLLER	70421	Pro Controller - 7-Day Programmable Thermostat/Remote Sensor/Remote
ECO-PRO-RF-PIR-SENSOR	70422	RF Battery Powered PIR Occupancy Sensor for ECO Models
ECO-PRO-RF-WINDOW-SENSOR	70423	RF Battery Powered PIR Window or Door Sensor for ECO Models

Compact Plenum Rated Heater KBU PlatinumX BMS Series

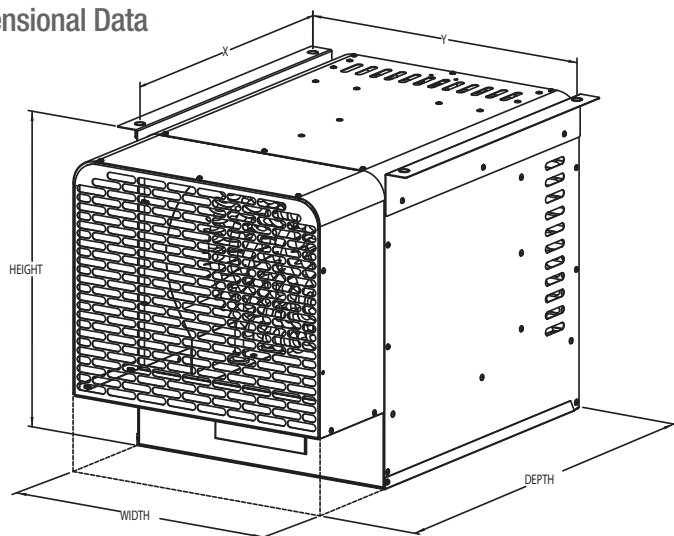
Optional Field Installed Disconnect Switch

ADD SUFFIX:	UPC	DESCRIPTION	WT. (lbs.)
DS32	13480	Disconnect Switch, Field Installed Kit, 32 AMP, 600V	2.0
DS63	13481	Disconnect Switch, Field Installed Kit, 63 AMP, 600V	2.0
DS80	13482	Disconnect Switch, Field Installed Kit, 80 AMP, 600V	2.0
DS100	13483	Disconnect Switch, Field Installed Kit, 100 AMP, 600V	5.0

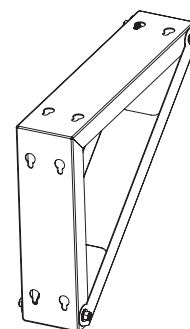
Replacement Accessories

MODEL	UPC	DESCRIPTION	WT. (lbs.)
ECO2S-REMOTE	33489	ECO2S Replacement Infrared Remote Control	0.1
ECO2S-REMOTE-BRACKET	33490	ECO2S Replacement Infrared Remote Control Wall Mount Bracket	.04
KBB-1	13484	Optional Universal Wall/Ceiling Small Mounting Bracket (for heaters with size A heaters)	1.9
KBB-2	13485	Optional Universal Wall/Ceiling Large Mounting Bracket (for heaters with size B and C)	2.6
KBHS	13486	Optional Hook Swivel	0.4

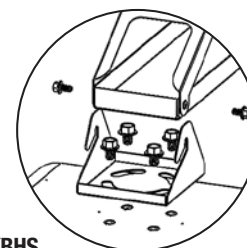
Dimensional Data



HEATER						
SIZE	HEIGHT	DEPTH	WIDTH	X	Y	
A	16.5"	17"	15"	9"	16"	
B	16.5"	19.5"	15"	11.5"	16"	
C	16.5"	24"	15"	16"	16"	



KBB-1, KBB-2
(Optional) wall mounting bracket



KBHS
(Optional) hook swivel wall mounting bracket

Engineering Specifications

Contractor shall supply and install KBU Platinum X Series compact plenum rated heaters manufactured by King Electrical Mfg. Company. Heaters shall be of the wattage and voltage as indicated on the plans.

Construction: All exterior and interior enclosure components are fabricated from 20-gauge electrogalvanized steel with a rust-inhibiting baked enamel finish. Components are assembled using solid mechanical rivets rather than spot welding, eliminating heat-affected zones and hidden weld defects. Riveted joints are fully visible and inspectable, providing consistent structural integrity under vibration and thermal cycling. Smooth rounded corners provide a clean, modern appearance.

PlatinumX Electronic Thermostat Control: Thermostat Temperature Range: 40° to 95°. Up, down temperature mode. Start/Stop. Standard on all heaters. Models 5kW and below + 3PH models offer 1-stage heating. 7.5 & 10kW (1-PH Models) offer 2-Stage Heating.

Auto Memory Feature: Returns Unit To Last Settings After Power Outage.

Front Outlet Screen: Heavy gauge steel screen protects against foreign objects making accidental contact with the rotating fan blade.

Rear Intake Screen: Heavy gauge steel screen protects against foreign objects making accidental contact with the rotating fan blade.

Spiral Fin Elements: The metal sheath element is copper brazed with spiral fins then molded into a coil configuration. This combination produces the best heat transfer while eliminating the potential for hot spots by positioning the element in the maximum airflow stream.

Totally Enclosed Fan Motor: Permanently lubricated long life, unit bearing with 20cc of oil. Epoxy-coated motor with enclosed rotor resists moisture and corrosion for long-lasting, trouble-free operation.

Aluminum Fan Blade: Axial flow-type fan mounted directly to the motor shaft for maximum efficiency.

Primary Auto-Reset and Secondary Manual Reset Thermal Overload with Alarm: Heaters shall be equipped with a primary auto-rest thermal cut-out that disconnects power from elements in an overheat condition. Fan continues to run to dissipate excess heat. Element re-energizes automatically when normal temperatures return. **Continued**

Engineering Specifications

Continued. In extreme conditions, a secondary push-button manual reset thermal cut-out disconnects elements & motor and sounds an audible alarm. The thermal limit shall remain open until manually reset. Wait 15 minutes, then press the reset button firmly until you hear a click.

Internal Controls: Magnetic contactors are standard on all 480V heaters, all 208V/1-Phase, 240V/1-Phase above 6kW, and all 3-Phase heaters.

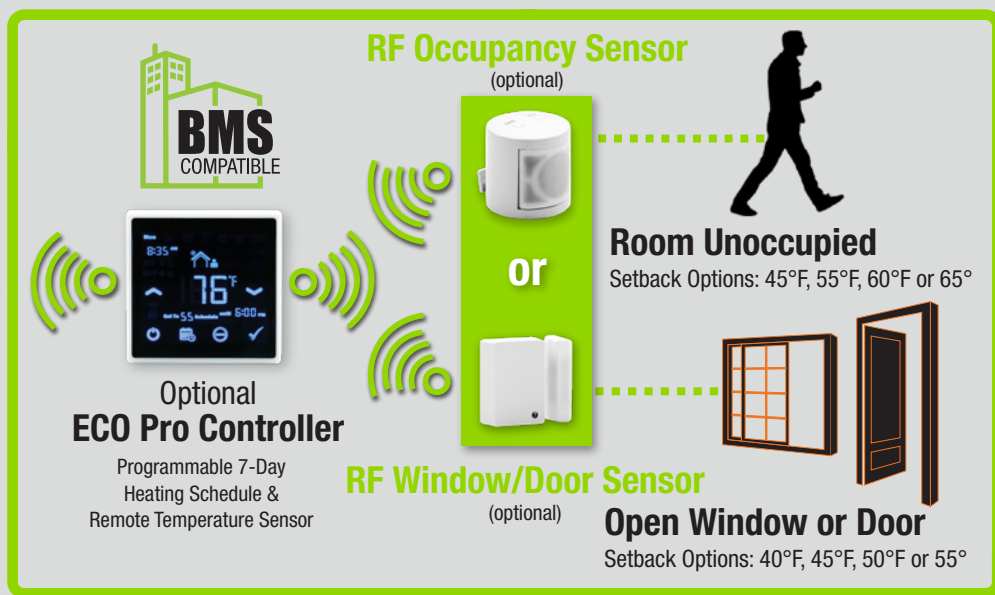
Provision For 24V Remote Thermostat: Includes terminals to connect an optional 24V Thermostat or BMS Systems. Compatible with NEST / any 24V WIFI Stat / 5-Wire BMS Systems

Easy Installation: A hinged quick access panel located on the bottom of the heater allows for quick wiring and easy maintenance for the life of the heater. Includes universal wall/ceiling bracket for simple installation.

Approvals: cULus (E41422) UL 60335-2-40, 4th Ed. & CSA C22.2 NO. 60335-2-40:22, 4th Ed.

Expand Your Control w/ Optional ECO PRO Controller & Wireless Sensors


For 7-Day Programmable Heating Schedule & Automatic Temperature Setbacks



Upgrade to the ECO PRO CONTROLLER: 7-Day Programmable Thermostat with Remote Temperature Sensing



Eco Pro Controller



7-Day Programmable Heating Schedule



Balanced Heat Throughout the Space



Comfort, Right Where You Want It



Remote Temperature Sensing