


Commercial Ceiling Heater KDS Series



Model Code:

KDS	A	24	20
A	B	C	D

A: Series

B: A=Surface R=Recessed mount

C: 20 - 208V 24 - 240V

27 - 277V 48 - 480V

D: Watts (20=2000 - 100=10000)

E: -1 single phase -3 three phase



- Totally enclosed fan and lifetime-lubricated ball bearing motor
- Three stainless steel tubular heating elements with aluminum fins
- High-limit temperature control with automatic reset
- Fan delay purges heater of residual heat
- Installation recessed into a T-bar ceiling for KDSR units
- Installation surface mounted for KDSA or KDSB units
- Recommended installation height: 8-12 ft. (2.4-3.6m)
- Standard color: white (-BW) (Almond optional)
- Built-in contactor for: all units at 347V, 480V, 600V, all units from 5-10 kW, and all units at 3-Phase
- Continuous circulation controlled by a built in switch (with power-on indicator light (-CV))
- 208V, 240V, 277V, 347V, 480V, 600V, 1 or 3-Phase
- Standard finish: epoxy/polyester powder paint
- Outlet grill made of flat ribbon wire
- 5-year warranty against defects

The KDS Series Ceiling Heater

Designed for ceiling mount, this unit heater provides a high level of comfort. Driven by a powerful motor, the fan creates circulation by blowing downward warm air accumulation near ceilings.

Engineering Specifications

Contractor shall supply and install KDS Series electric heaters of the wattage and voltage as indicated on the plans.

Color: Standard: white Optional: Almond, metallic silver, bronze, metallic charcoal, aluminum, semi-gloss black. Custom colors available upon request.

Finish: Standard: epoxy/polyester powder paint.

Voltage: 208V, 240V, 277V, 347V, 480V, 600V, 1 or-3 phase.

Construction: Grill made of flat ribbon wire. High-limit temperature control with automatic reset.

Fan: Totally enclosed and lifetime-lubricated ball bearing motor. Fan delay purges heater of residual heat.

Heating element: Three stainless steel tubular heating elements with aluminum fins.

Warranty: 5-year warranty against defects.

Control: Line voltage control standard. Built-in 240V contactor for: all units from 5 to 10kW, all units at 347V, 480V, 600V, all units at 3-phase. 24V and 120V control circuit available. Built-in tamperproof thermostat available. 24V relay (with or without transformer) available. Continuous circulation controlled by a built-in switch with power-on indicator light available (-CV). Any remote thermostat or relay must be connected to the heater control terminal block. 4

Installation: Recommended height: between 8 ft. (2.4 m) and 12 ft. (3.6 m). Recessed into insulated or T-bar ceiling (KDSR). Surface mounting (KDSA and KDSB).

Application: Apartment building, commercial building, drop ceiling, stairwell, garage.

Commercial Ceiling Heater KDS Series

Ordering Information *Add suffix -A for optional almond color

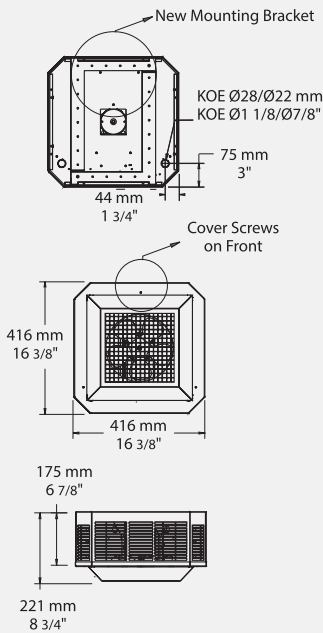
	SURFACE MODEL <i>KDSA</i>	UPC	RECESS MODEL <i>KDSR</i>	UPC	SURFACE MODEL <i>KDSB</i>	UPC	VOLTS <i>1ph</i>	WATTS
240V	KDSAU2420-1	30850	KDSRU2420-1	30906			240	2000
	KDSAU2430-1	30852	KDSRU2430-1	30908			240	3000
	KDSAU2440-1	30854	KDSRU2440-1	30910			240	4000
	KDSAU2450-1	30856	KDSRU2450-1	30912			240	5000
					KDSBU2475-1	30962	240	7500
				KDSBU24100-1	30964	240	10000	
208V	KDSAU2020-1	30858	KDSRU2020-1	30914			208	2000
	KDSAU2030-1	30860	KDSRU2030-1	30916			208	3000
	KDSAU2040-1	30862	KDSRU2040-1	30918			208	4000
	KDSAU2050-1	30864	KDSRU2050-1	30920			208	5000
					KDSBU2075-1	30966	208	7500
				KDSBU20990-1	30968	208	9900	
277V	KDSAU2720-1	30866	KDSRU2720-1	30922			277	2000
	KDSAU2730-1	30868	KDSRU2730-1	30924			277	3000
	KDSAU2740-1	30870	KDSRU2740-1	30926			277	4000
	KDSAU2750-1	30872	KDSRU2750-1	30928			277	5000
					KDSBU2775-1	30970	277	7500
				KDSBU27100-1	30972	277	10000	
480V	KDSAU4820-1	30874	KDSRU4820-1	30930			480	2000
	KDSAU4830-1	30876	KDSRU4830-1	30932			480	3000
	KDSAU4840-1	30878	KDSRU4840-1	30934			480	4000
	KDSAU4850-1	30880	KDSRU4850-1	30936			480	5000
					KDSBU4875-1	30974	480	7500
				KDSBU48100-1	30976	480	10000	
	SURFACE MODEL <i>KDSA</i>	UPC	RECESS MODEL <i>KDSR</i>	UPC	SURFACE MODEL <i>KDSB</i>	UPC	VOLTS <i>3ph</i>	WATTS
240V	KDSAU2420-3	30882	KDSRU2420-3	30938			240	2000
	KDSAU2430-3	30884	KDSRU2430-3	30940			240	3000
	KDSAU2440-3	30886	KDSRU2440-3	30942			240	4000
	KDSAU2450-3	30888	KDSRU2450-3	30944			240	5000
					KDSBU2475-3	30978	240	7500
				KDSBU24100-3	30980	240	10000	
208V	KDSAU2020-3	30890	KDSRU2020-3	30946			208	2000
	KDSAU2030-3	30892	KDSRU2030-3	30948			208	3000
	KDSAU2040-3	30894	KDSRU2040-3	30950			208	4000
	KDSAU2050-3	30896	KDSRU2050-3	30952			208	5000
					KDSBU2075-3	30982	208	7500
				KDSBU20990-3	30984	208	9900	
480V	KDSAU4820-3	30898	KDSRU4820-3	30954			480	2000
	KDSAU4830-3	30900	KDSRU4830-3	30956			480	3000
	KDSAU4840-3	30902	KDSRU4840-3	30958			480	4000
	KDSAU4850-3	30904	KDSRU4850-3	30960			480	5000
					KDSBU4875-3	30986	480	7500
				KDSBU48100-3	30988	480	10000	

Commercial Ceiling Heater KDS Series

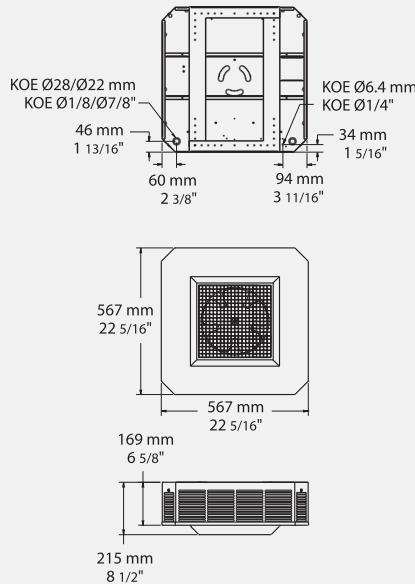
Dimensional Data

= knockout location

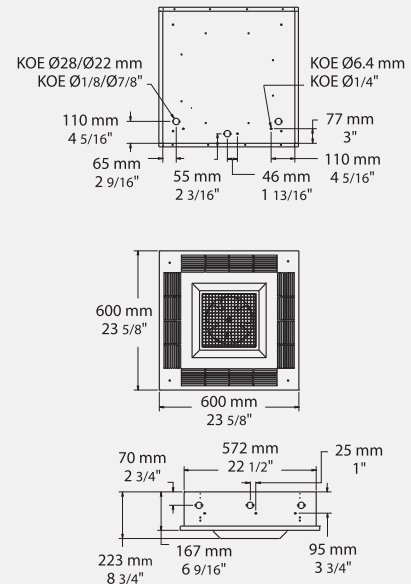
KDSA - Surface 2-5kW, 25 lbs (11.4 kg)



KDSB - Surface 7.5-10kW, 34 lbs (15.5 kg)



KDSR - Recessed 2-5kW, 31 lbs (14.1 kg)



Control Options

MODEL	DESCRIPTION
Product no-RT	Factory installed (Only) 24V relay with transformer
Product no-R	Factory installed 24V relay without transformer
Product no-120	Factory installed 120V control circuit
Product no -RCV24	Factory installed summer fan 24V remote control + pilot light (switch not included)
Product no -RCV240	Factory installed summer fan 240V remote control + pilot light (switch not included)
KDSA-T-BAR KDSB-T-BAR	Adapter for T-bar ceiling (KDSA/KDSB kits)
Product no-CV	Factory installed summer fan switch + pilot light
Product no -DIS20	Factory installed disconnect switch 277V and less, double pole, 20 Amp
Product no -DIS40	Factory installed disconnect switch 600V max, three pole, 40 Amp
Product no -DIS80	Factory installed disconnect switch 600V, three pole, 80 Amp
KDS-T-AV	Built-in tamper-proof thermostat kit
Product #-T-AV	Factory installed built-in tamper-proof thermostat

Options

ADD SUFFIX	DESCRIPTION
-A	Almond color
-AE	Metallic Silver color (10% up-charge applies)
-BZ	Bronze color (10% up-charge applies)
-CM	Metallic Charcoal color (10% up-charge applies)
-AL	Aluminum color (10% up-charge applies)
-NL	Semi-Gloss Black (10% up-charge applies)
-BW	White