



SUBMITTAL SHEET

Job Name: _____

Submitted By: _____

Date: _____

Location: _____

Architect: _____

Engineer: _____

Approved By: _____

Date: _____

Contractor: _____

Submitted By: _____

King Contact: _____

Quotes@king-electric.com

Date: _____

Tag	Qty	Item Number	Watts	Volts	PH	Amps	Weight

Accessories

Tag	Qty	Item Number



Model Code:

PAW	12	15	-SS	-ST
A	B	C	D	E

A: Series
B: Volts: 12=120V 20=208V 24=240V 27=277V
C: Watts (250 - 2250)
D: Stainless Steel
E: Slope Top



- 304 stainless steel enclosure
- Pic-A-Watt® Element
- Multiple wattages
- Flange-mount wall can
- Manual reset high limit
- C-Frame motor
- Squirrel cage blower
- Patented Smart Limit Protection®
- Whisper quiet
- Slope top
- Approved for inspected vessels
- 3-year limited warranty



The Stainless Steel PAW-SS Series

The heater of choice in the boating industry. This is the only electric heater specifically designed to be used in marine applications. It has all the great features of the Pic-A-Watt® heater (including a stainless steel grill, wall can and interior) enabling it to stand up to the corrosive environment on saltwater boats. The wall can is flanged for recess mounting into a wood bulkhead. Consult factory or review catalog for other models, including a high-efficiency motor and a Dial-A-Watt™ switch allowing you to change the wattage with a grill-mounted selector switch.

Ordering Information *Add suffix -ST for Slope Top Surface Can (required when surface-mounting on inspected vessels)

MODEL	UPC	VOLTS	WATTS	AMPS	SHIP WEIGHT lbs
PAW1215-SS	16315	120V	250•500•750•1000•1250•1500	2.1-12.5	9.5
PAW2022-SS	00516	208V	500•750•1000•1250•1500•1750•2250	2.4-10.8	9.5
PAW2422-SS	16313	240V	500•750•1000•1250•1500•1750•2250	2.1-9.4	9.5
PAW2720-SS	00518	277V	1000•2000	3.6-7.2	9.5

Options

ADD SUFFIX

-ST

DESCRIPTION

Adds slope top wall can. Required on inspected vessels.


Accessories

MODEL	UPC	DESCRIPTION	SHIP WEIGHT lbs
PAWF-SS	16318	Bulkhead Can with Flange - Stainless Steel. Inspected vessel	2
PAWS-SS	16317	Surface Can - Stainless Steel	2
PAWG-SS	16330	Marine Grille - Stainless Steel	2
TKIT-1BW	20654	Built-in Single Pole Single Throw Thermostat Kit, Bright White	0.5
TKIT-2BW	20655	Built-in Double Pole Single Throw Thermostat Kit, Bright White	0.5
TKIT-1B	17346	Built-in Single Pole Single Throw Thermostat Kit, Black	0.5
TKIT-2B	17347	Built-in Double Pole Single Throw Thermostat Kit, Black	0.5
TKIT-1A	11058	Built-in Single Pole Single Throw Thermostat Kit, Almond	0.5
TKIT-2A	11059	Built-in Double Pole Single Throw Thermostat Kit, Almond	0.5

Also Available in a Slope-Top Surface Mounted Can



Intended for use on inspected vessels

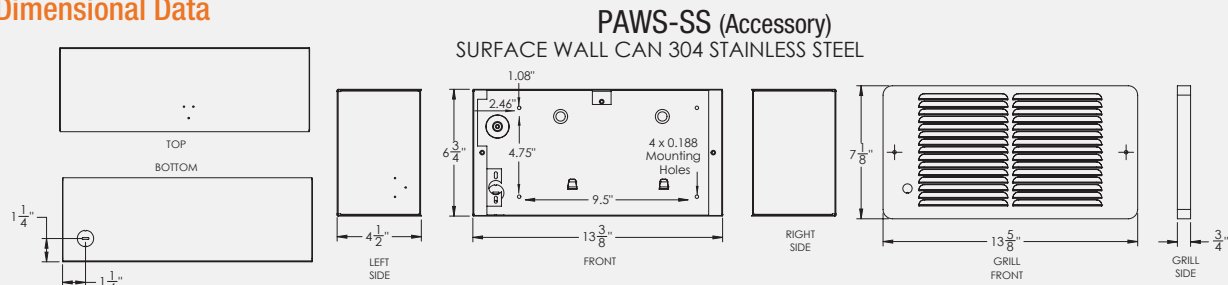


MINIMUM CLEARANCE

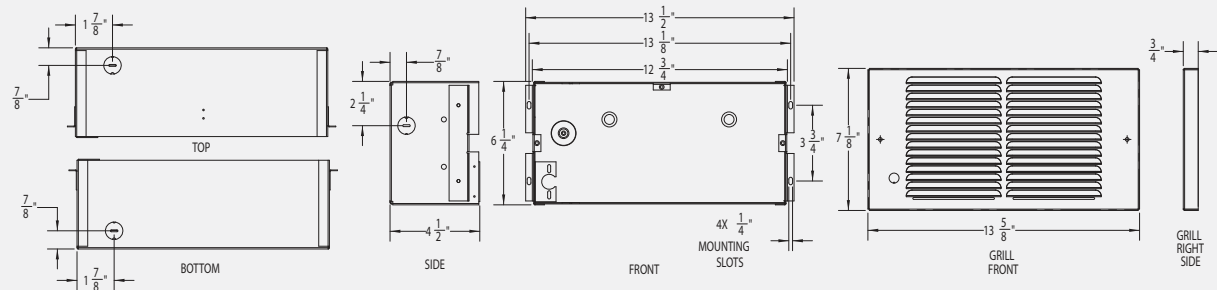
Zero clearance to insulation 4" above floor 6" from adjacent wall

Stainless Steel PAW-SS Series

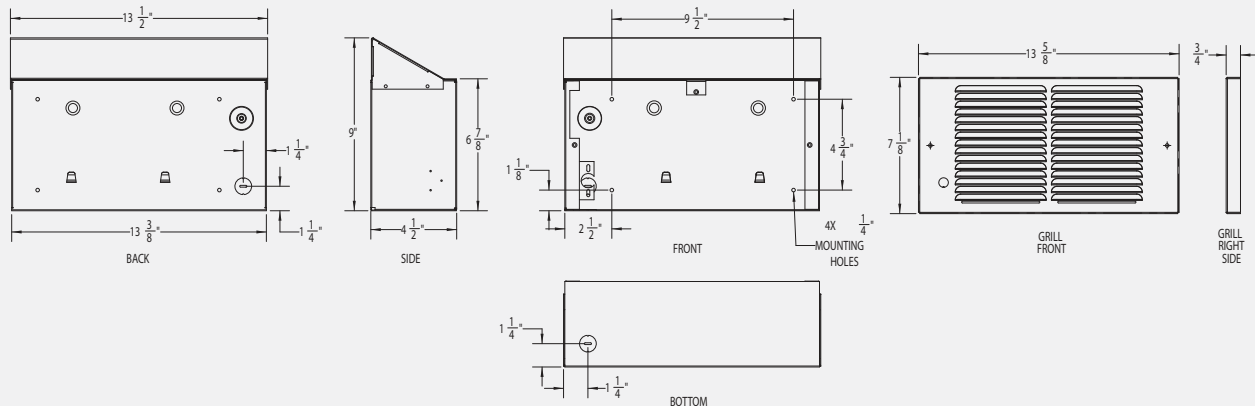
Dimensional Data



PAWF-SS (Accessory)
FLANGED RECESS WALL CAN 304 STAINLESS STEEL (FOR BULKHEAD MOUNT)



PAWS-SS-ST (Complete Model)
SURFACE WALL CAN 304 STAINLESS STEEL SLOPE TOP



Engineering Specifications

Contractor shall supply and install PAW Stainless Steel Series in-wall mounted forced-air electric heaters manufactured by King Electrical Mfg. Company. Heaters shall be of the wattage and voltage as indicated on the plans.

Construction: The heater wall can and heat box assembly will be of 20 gauge 304 stainless steel and have a depth gauge label on top of the wall can. Flanges on each side of the wall can will aid in mounting to wooden bulkheads. All fasteners are stainless steel or nickel plated. If surface mounting on a inspected vessel an angled top can will be used.

Ratings: Heaters shall be available in wattages of 250 to 2,250 at 120, 208, 240, or 277 Volts.

Blower and Motor: A tangential cylindrical blower, delivering 65 CFM, shall be driven by a shaded pole, permanently lubricated, C-frame type motor with impedance protection and sealed bearings. Motors shall be the same voltage as the heater.

Elements: Element assemblies shall consist of three steel sheathed heating tubes in a furnace-brazed, plate-finned, block design. Each sheathed tube shall contain coiled Ni-Chrome wire embedded in an insulator of Magnesium Oxide. The element assembly shall provide up to seven (7) possible wattage configurations available for selection during field installation. The use of external resistors, diodes, or other weak links to obtain multiple wattages will not be accepted.

Thermal Overload: Heaters shall be equipped with King's patented thermal overload Smart Limit Protection®, which disconnects elements and motor in the event normal operating temperatures are exceeded. If thermal overload trips due to abnormal operating temperatures, thermal overload shall remain open until manually reset by turning the heater off for fifteen minutes. Automatic reset of thermal overloads, which allow the element to continue to cycle under abnormal conditions, will not be accepted.

Wall Can: The wall can shall be 20 gauge stainless steel and shall contain a minimum of three (3) knockouts through which power leads are brought. The wall can shall have a depth gauge or flange and a factory installed Copper ground-wire. Minimum 4" clearance to floors and 6" to sidewalls. Zero clearance to combustibles in wall.

Grill: The grill shall be a louvered, one-piece design with square corners on all four sides. The grill shall be clear epoxy powder-coated.

Approval: Heaters shall be listed and approved by Underwriters Laboratories or equal.