

Wall Heater PAW Series



Model Code:

| | | | | |
|-----|----|----|----|-----|
| PAW | 12 | 15 | -I | -RF |
| A | B | C | D | E |

A: Series
 B: 12 - 120V 24 - 240V
 20 - 208V 27 - 277V
 C: Watts (250 to 2250)
 D: Interior & Grill
 E: Right Hand Feed



- Pic-A-Watt® element
- Squirrel cage blower
- C-Frame motor
- Patented Smart Limit Protection®
- Whisper quiet
- Multiple wattages 250-2250
- 20 gauge powder-coated grill
- Wall can with QuickSet™ stud alignment tabs
- Standard color: white
- 120, 208, 240, or 277 volts
- 5 Year warranty

The PAW Series

The Original Multi-Watt steel fin heater and our most popular heater for single family residences and upscale condominiums. King's exclusive Pic-A-Watt steel fin element allows customers to select from a range of wattage options, tailoring the heater to an area's specific heating requirements. Perfect for large living areas yet whisper quiet enough for bedrooms. The premium combination of an efficient high-mass steel element and whisper quiet squirrel cage blower, offers top of the class performance and years of trouble-free operation. PAW comes with five year warranty and 20+ year history of reliability. For best results use with an electronic line voltage wall thermostat. Also available is a built-in thermostat kit. The wall can shall be 20 gauge electro-galvanized steel and contain knockouts through which power leads are brought. The wall can shall be able to mount directly to wall studs in new or existing construction. The wall can shall be provided with QuickSet™ stud alignment tabs, used for maintaining proper depth during new installation. The wall can shall be supplied with a factory installed ground wire. Clearance: 6" to a side all, 4" from floor minimum.

Ordering Information *Add suffix -W for White Grill, -A for Almond Grill, -SS for Stainless Steel Grill

| BASE MODEL | VOLTS | WATTS | AMPS | SHIP WEIGHT lbs |
|------------|----------|--------------------------------------|------------|-----------------|
| PAW1215 | 120 | 250 • 500 • 750 • 1000 • 1250 • 1500 | 2.1 - 12.5 | 9.5 |
| PAW2022 | 208 | 500•750•1000•1250•1500•1750•2250 | 2.4 - 10.8 | 9.5 |
| PAW2422 | 240/208* | 500•750•1000•1250•1500•1750•2250 | 2.1 - 9.4 | 9.5 |
| PAW2720 | 277 | 1000•2000 | 3.6 - 7.2 | 9.5 |

*Dual rated heaters will draw 13% less amps and 25% less wattage when operated at 208V.

**Above models include PAWIC recessed can

Factory Installed Options

| ADD SUFFIX | DESCRIPTION | SHIP WEIGHT lbs |
|------------|---------------------------------------|-----------------|
| -W | White Color | |
| -A | Almond Color | |
| -SS | Stainless Steel Grill | |
| -H | Interior Only (no can or grill) | 7.5 |
| -I | Interior and Grill Only (no wall can) | 7.5 |

NOTE: Not all configurations listed above are stock items (A+ or A stock code). Refer to price book for the Stock code. For non-stock items refer to the table below to order heater parts separately.

Order A'la Carte Follow steps 1, 2 and 3 below to order a heater from separate parts.

STEP 1: Order Heatbox Interior

| ADD SUFFIX | DESCRIPTION | SHIP WEIGHT lbs |
|------------|----------------------------|-----------------|
| -I | Heatbox Interior and Grill | 7 |
| -H | Heatbox Interior | 7 |

STEP 2: Order Wall Can

| MODEL | UPC | DESCRIPTION | SHIP WEIGHT lbs |
|----------|-------|---|-----------------|
| PAWIC | 00515 | Recess Wall Can | 2.5 |
| PAWIC-RF | 14033 | Recess Wall Can - Right Hand Feed | 2.5 |
| PAWF | 16319 | Recess Can with Flange - (remodel) | 2.0 |
| PAWS-W | 16305 | Surface Can - White - 13.5" L x 4.5" W x 7.5" H (Zero Clearance to Floor) | 5.5 |
| PAWS-A | 19298 | Surface Can - Almond - 13.5" L x 4.5" W x 7.5" H (Zero Clearance to Floor) | 5.5 |
| PAWF-SS | 16318 | Marine Recess Can with Flange - Stainless Steel (remodel) | 2.0 |
| PAWS-SS | 16317 | Surface Can - Stainless Steel - 13.5" L x 4.5" W x 7.5" H (Zero Clearance to Floor) | 5.5 |

STEP 3: Order Grill (not required for -I models)

| MODEL | UPC | DESCRIPTION | SHIP WEIGHT lbs |
|------------|-------|--|-----------------|
| PAWG-W | 16304 | Grill - White | 1.0 |
| PAWG-A | 16335 | Grill - Almond | 1.0 |
| PAWG-BLACK | 16355 | Grill - Black | 1.0 |
| PAWG-SS | 16330 | Grill - Stainless Steel | 1.0 |
| PAWOG-A-W | 00555 | 13" H x 13.5" W x 0.5" D Retrofit Grill - White (Size -A) | 3.0 |
| PAWOG-B-W | 00560 | 8.5" H x 17" W x 0.5" D Retrofit Grill - White (Size -B) | 3.0 |
| PAWOG-A-A | 00000 | 13" H x 13.5" W x 0.5" D Retrofit Grill - Almond (Size -A) | 3.0 |
| PAWOG-B-A | 00562 | 8.5" H x 17" W x 0.5" D Retrofit Grill - Almond (Size -B) | 3.0 |

NOTE: This is the quickest option when the factory installed heaters options are not in stock.

Accessories

| MODEL | UPC | DESCRIPTION | SHIP WEIGHT lbs |
|-----------|-------|--|-----------------|
| TKIT-1BW | 20654 | Built-in Single Pole Single Throw Thermostat Kit, Bright White | 0.5 |
| TKIT-2BW | 20655 | Built-in Double Pole Single Throw Thermostat Kit, Bright White | 0.5 |
| TKIT-1B | 17346 | Built-in Single Pole Single Throw Thermostat Kit, Black | 0.5 |
| TKIT-2B | 17347 | Built-in Double Pole Single Throw Thermostat Kit, Black | 0.5 |
| TKIT-1A | 20613 | Built-in Single Pole Single Throw Thermostat Kit, Almond | 0.5 |
| TKIT-2A | 20614 | Built-in Double Pole Single Throw Thermostat Kit, Almond | 0.5 |
| TKIT-1-TP | 11056 | Built-in Tamper Proof Single Pole Single Throw Thermostat Kit | 0.4 |
| TKIT-2-TP | 11057 | Built-in Tamper Proof Double Pole Single Throw Thermostat Kit | 0.4 |
| DS15 | 13824 | Disconnect Switch, Field Installed Kit (10A/ 240V / 15A/120V) | 0.5 |

Engineering Specifications

Contractor shall supply and install PAW Series in-wall forced-air electric heaters manufactured by King Electrical Mfg. Company, of the wattage and voltage as indicated on the plans.

Ratings: Heaters shall be available in wattages of 250 to 2,250 at 120, 208, 240, or 277 Volts.

Blower and Motor: A whisper quiet tangential blower, delivering 75 CFM, shall be driven by a shaded pole, permanently lubricated, C-frame type motor with impedance protection and sealed bearings. Motors shall be the same voltage as the heater.

Elements: Element assemblies shall consist of three steel sheathed heating tubes in a furnace-brazed, plate-finned, block design. Each sheathed tube shall contain coiled Ni-Chrome wire embedded in an insulator of Magnesium Oxide. The element assembly shall provide up to seven (7) possible wattage configurations available for selection during field installation. The use of external resistors, diodes, or other weak links to obtain multiple wattages will not be acceptable.

Thermal Overload: Heaters shall be equipped with King's patented thermal overload Smart Limit Protection®, which disconnects elements

and motor in the event normal operating temperatures are exceeded. If thermal overload trips due to abnormal operating temperatures, thermal overload shall remain open until manually reset by turning the heater off for 15 minutes. Automatic reset of thermal overloads, which allow the element to continue to cycle under abnormal conditions, will not be accepted.

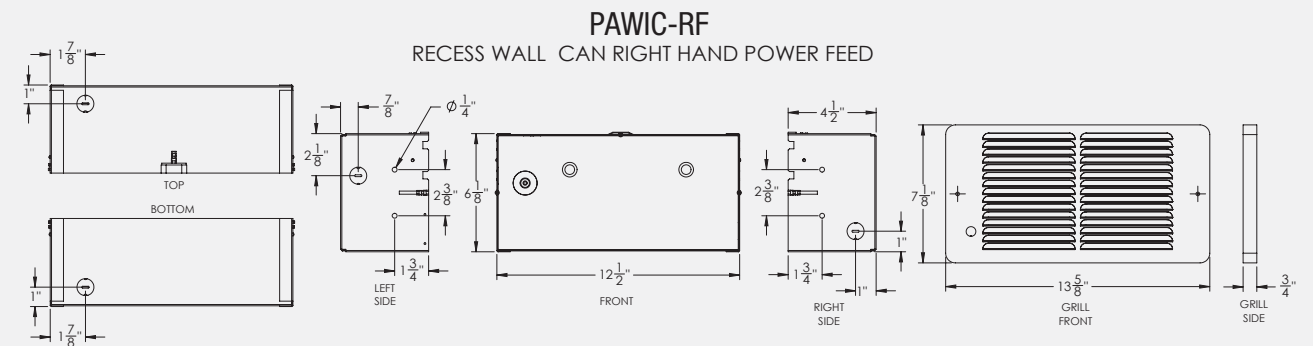
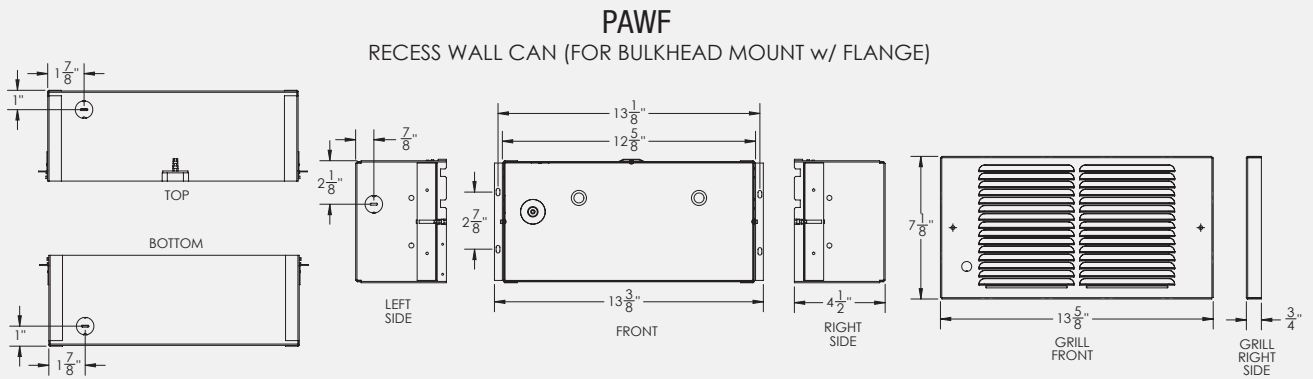
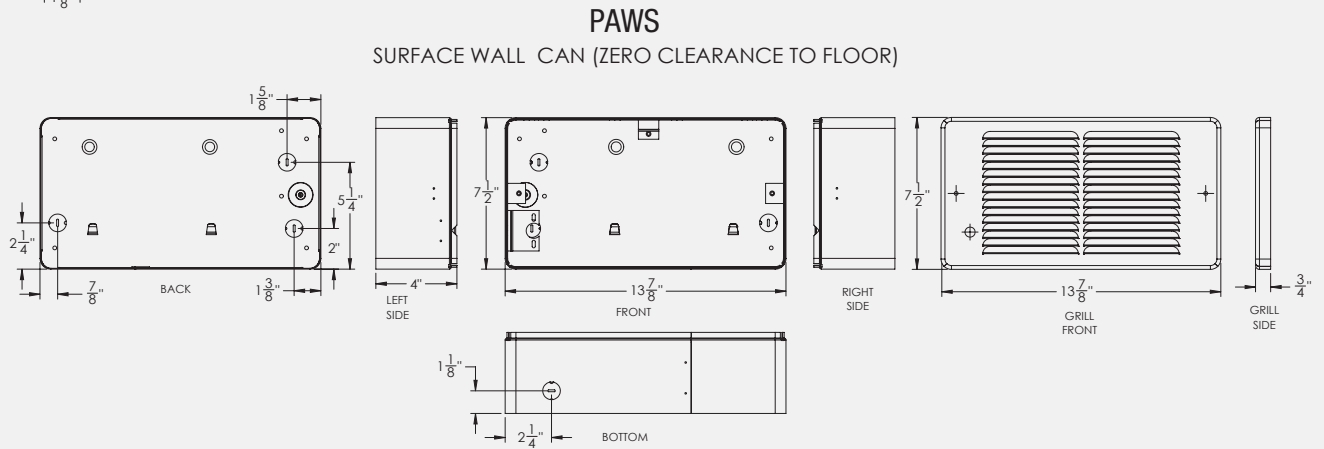
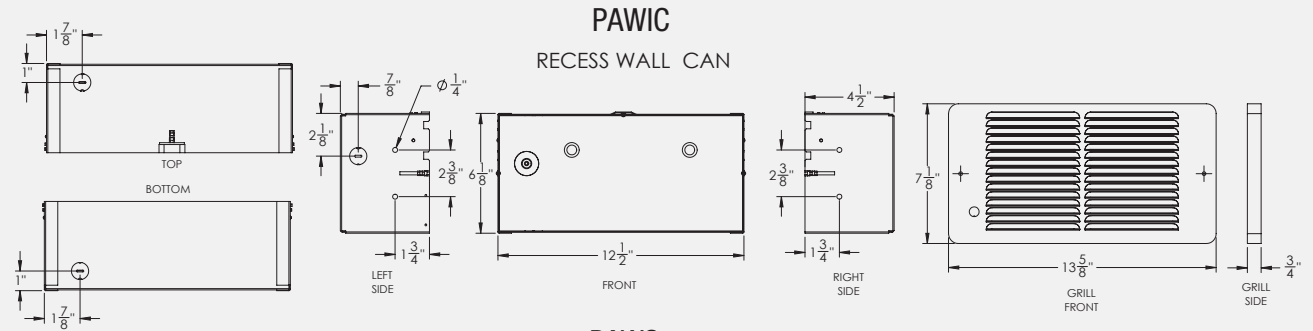
Grill: The grill shall be a louvered, one-piece design with rounded edges on all four sides, with rounded corners to prevent snags from contact with other materials. The grill shall be epoxy powder-coated in white or almond.

Wall Can: The wall can shall be 20 gauge electro-galvanized steel and shall contain a minimum of three (3) knockouts. The wall can shall have a depth gauge indicator, and a factory installed, insulated and stranded copper ground-wire. Minimum 4" clearance to floors and 6" sidewalls. Zero clearance to combustibles in the wall.

Approvals: cULus (E41422)

Wall Heater PAW Series

Dimensional Data



Options & Accessories

Exploded view



MINIMUM CLEARANCE

Zero clearance to insulation 4"
 above floor 6" from adjacent wall

PAWS

Surface Wall Enclosure

Zero clearance to floor



13.5" L x 4.5" W x 7.5" H

PAWG-SS

Stainless Steel



7.125" H x 13.625" W

PAWOG-A

Oversize Grill



13" H x 13.5" W

PAWOG-B

Oversize Grill



8.5" H x 17" W

TKIT Thermostat For Wall Heaters



DS15

Double Pole Disconnect

