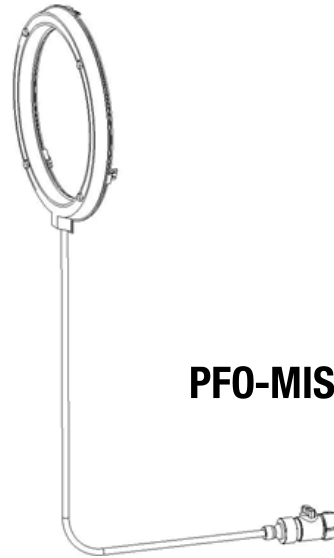


# INSTRUCTION MANUAL AND OWNERS GUIDE



## PFO-MISTKIT Misting Kit For Outdoor Rated Air Circulators



PFO-MISTKIT

### DO NOT RETURN TO STORE

If you experience any difficulties installing or operating this product.  
Call us Toll Free at: 1-800-603-5464 (Select Option 2 from the Menu) / 7:00am to 3:30pm PST Mon-Fri  
Support at [king-electric.com](http://king-electric.com) or email us at [tech@king-electric.com](mailto:tech@king-electric.com)



### WARNING



**READ CAREFULLY** - Use the fan only as described in this manual. Any other use is not recommended and could result in fire, electric shock, and personal injury. Following these instructions will prevent difficulties that might occur during the installation and use of the fan. Please study the instructions first, as they may save considerable time and trouble during use addition to providing important safety information. Make sure to save these instructions for future use.

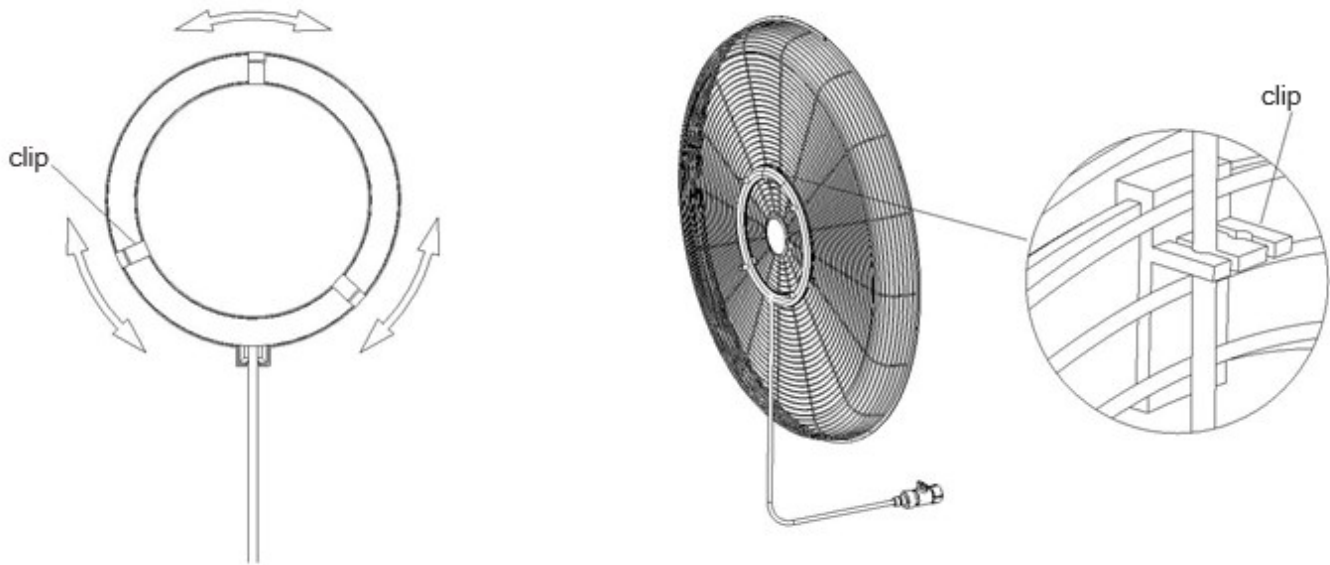
- WARNING**
1. Read and save these instructions. Do not operate fan unless you have read these instructions.
  2. Unplug the fan before moving it or performing maintenance. Do not touch the fan when your hands are wet.
  3. Those who are not qualified electricians should not disassemble, repair or rebuild the fan.
  4. Unplug the fan when it is not in use.
  5. DO NOT unplug the fan by pulling the cable cord. Unplug by holding the plug and pulling.
  6. DO NOT use the fan when there is damage to the cable cord or plug. If the supply cord is damaged, it has to be replaced by the manufacturer, its service agent or similarly qualified persons.
  7. DO NOT use the fan with extension cord.
  8. DO NOT use the fan close to fires.
  9. DO NOT insert your hand or other objects into the grille or the movable parts.
  10. To reduce the risk of fire or electric shock, do not use this fan with any solid-state speed control device.

- CAUTION**
1. Unplug the fan from the socket and clean it with a soft cloth.
  2. DO NOT immerse the fan.
  3. Fit the guard onto fan before starting up the fan.
  4. This fan is not intended for use by people (including children) with reduced physical, sensory or mental capabilities or lack of experience and knowledge unless they have been given supervision or instruction concerning use of the fan by a person responsible for their safety. Supervise children to ensure they do not play with the fan.

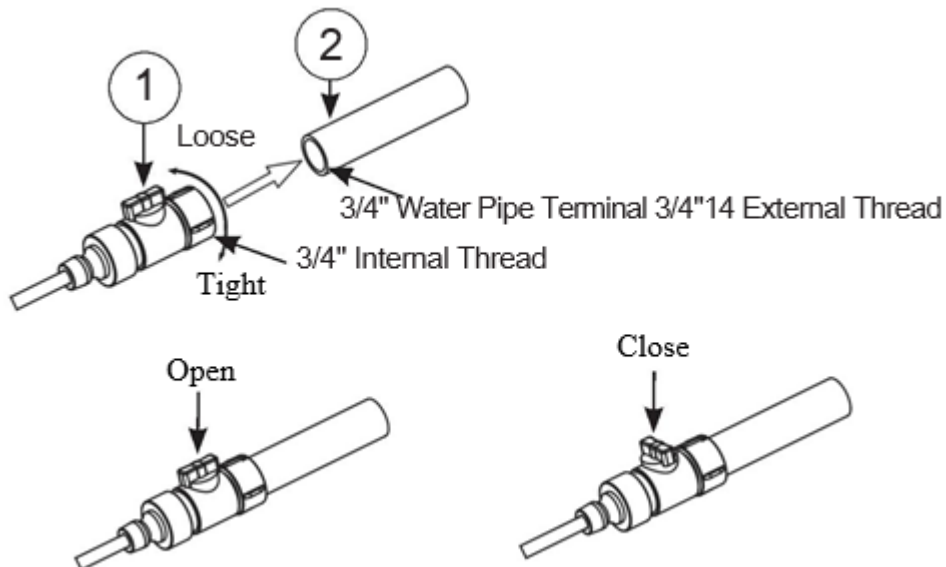
# ASSEMBLY INSTRUCTIONS

The PFO-MISTKIT is a Misting Fan Hardware Kit that turns the outdoor rated fan models PFO-24, PFO-30, WFO-24 and WFO-30 into air chilling misting fans.

1. Adjust the clip on the misting kit to fit the ribs of front grill.



2. Connect the misting switch (1) to the water pipe (2) and tighten it. Turn the switch (open) to open the misting function. Turn the switch (close) to close the misting function.

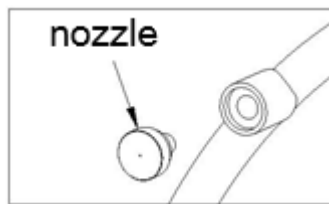


## CARE AND MAINTENANCE

Unplug the appliance before cleaning. Don't use any water for cleaning metal surfaces. Slightly moisten a cloth and then wipe off the surfaces of the fan. In order to remove dust from the grill, use a vacuum cleaner or remove the front grill by removing the securing screws on the edge of the grill. After cleaning, remount the grill. After doing this, fasten the screws on the edge of the grill.

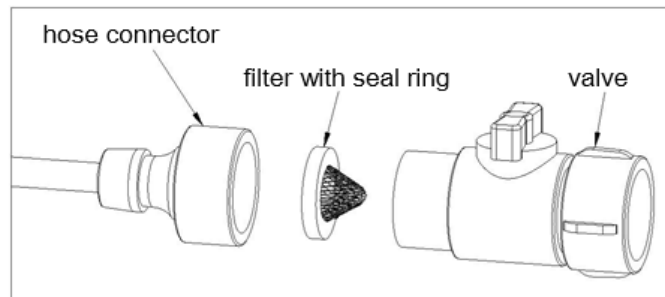
## MISTING NOZZLE MAINTENANCE

If the misting nozzles become clogged, remove them from the grill and wash with water. Use a non-metallic brush to scrub them if necessary. If the problem still exists, use the replacement nozzle or contact customer service for assistance. Never clear the nozzles with pins or other sharp objects.



## MISTING HOSE VALVE MAINTENANCE

If the misting hose valve becomes clogged, unscrew it from the garden hose and flush it with running water to remove debris, making sure the filter washer is clean.



## 1-YEAR LIMITED WARRANTY

The manufacturer warrants this product to be free from manufacturing defects in the material and workmanship under normal use for a period of one year after the date of purchase by the original purchaser. This warranty does not cover transit damages. This warranty does not apply to damages from accident, misuse, alteration of any kind to the fan or where the connected voltage is more than above the nameplate voltage. This warranty does not apply to the finish on any portion of the product. Servicing performed by unauthorized persons shall render the warranty invalid. The warranty is not responsible for damages of any kind, including accident and consequential damages. Some states do not allow the exclusion or limitation of the incidental or consequential damages, so the above exclusion or limitation may not apply to you. This warranty gives you specific legal rights, and you may also have other rights which vary from state to state.